

Manual No: 501072120002
REV: B
Jul. 2023
Translated version

Parts Manual

0407SE/1530SE



CE GB   AS/NZS EAC

SINOBOOM



WARNING

Operating, servicing and maintaining this vehicle or equipment can expose you to chemicals including engine exhaust, carbon monoxide, phthalates and lead, which are known to the State of California to cause cancer and birth defects or other reproductive harm. To minimize exposure and avoid breathing exhaust, do not idle the engine except as necessary, service your vehicle or equipment in a well-ventilated area and wear gloves or wash your hands frequently when servicing. For more information, go to: www.P65warnings.ca.gov.

For disposal, please comply with local regulations.

SINOBOOM



星邦智能

星邦

All of the above are registered trademarks of **Hunan Sinoboom Intelligent Equipment Co., Ltd.**

Contact us:

Website:www.sinoboom.com.cn / www.sinoboom.com

Sales Tel:400-601-5828 / 0086-0731-87116222

Service Tel:400-608-1289 / 0086-0731-87116333

E-mail:info@sinoboom.com / sales@sinoboom.com

Address: No.128, East Jinzhou Avenue, Ningxiang High-tech Industrial Park, Changsha, Hunan, China

Postal code:410600

Copyright©Hunan Sinoboom Intelligent Equipment Co., Ltd.

Hunan Sinoboom Intelligent Equipment Co., Ltd. retains the right of final interpretation of the manual.

TO USERS

Thank you for choosing and using the machine of **Hunan Sinoboom Intelligent Equipment Co., Ltd.**

This manual is intended to provide users with necessary parts information. This manual covers the basic configuration information of one or more models. Please refer to the information applicable to your machine model. When replacement parts are required, **Hunan Sinoboom Intelligent Equipment Co., Ltd** recommends that only the original or recommended parts be used. When ordering replacement parts, the complete part number and description should be used to ensure proper identification and delivery of the desired item. This complete identification should also be used when requesting equipment information.

Due to continuous improvement and upgrading of product design and different product models covered, some charts and texts in the manual may be not applicable to your machine. Our company reserves the right to revise the manual due to technical improvement, and the manual is subject to change without further notice. Please contact Sinoboom or its authorized agent for the latest manual.

Please go to www.sinoboom.com.cn to download your desired Operation Manual, Maintenance Manual and Parts Manual. Consider this manual as a part of the machine, and always keep the manual with the machine. Without the written permission of Sinoboom, do not copy, spread, sell or alter the manual.

If you have any questions, contact **Hunan Sinoboom Intelligent Equipment Co., Ltd.**

APPLICABLE MODELS

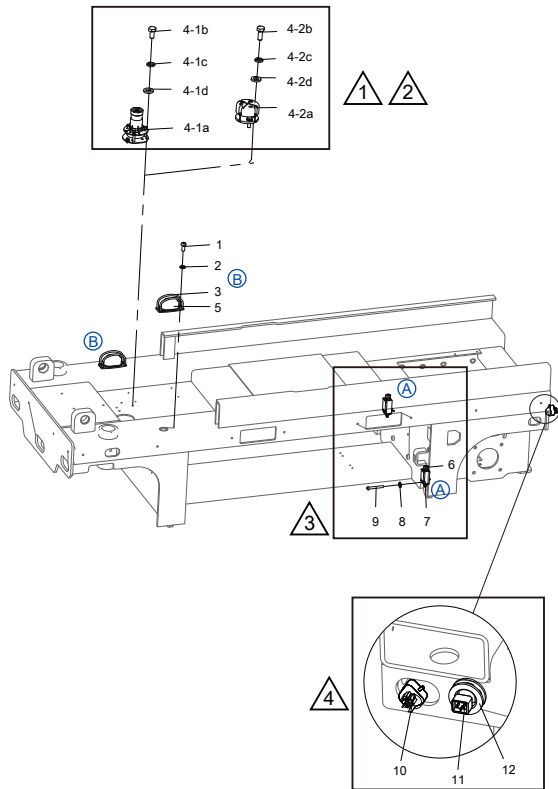
The manual is applicable to machines with the following models and serial numbers:

Model	Metric Trade ID	Imperial Trade ID	Serial No.
0407SE	0407SE	1330SE	From 0107213868 to present

Note:

- Check the machine model and serial number on the machine nameplate, and whose position can be found in the **Diagram of Decals Positions** section of the Parts Manual
- Product model is indicated on the nameplate for distinction of products with different main parameters.
- Product trade identification is indicated on marketing materials and machine decals for distinction of products with different main parameters, and can be classified as metric type and imperial type: the metric trade identification is applicable to the machines for countries/regions using metric system or as specially required by customers; the imperial trade identification is applicable to the machines for countries/regions using imperial system or as specially required by customers.

NOTE



序号	编号	数量	说明
1	21502000110	4	螺钉 M5×12-A2-70 GB/T 81
2	21504000003	4	垫圈 5-A2-70 GB/T 93
3	20399000003	4	防护罩
4	101053063017		水平开关安装选配
4-1a	20315000066	1	水平开关
4-1b	21501000049	3	螺栓 M6×12-A2-70 GB/T 5783
4-1c	21504000004	3	垫圈 6-A2-70 GB/T 93
4-1d	21504000033	3	垫圈 6-A2 GB/T 97.1
4-2a	20306000076	1	水平开关
4-2b	21501000050	3	螺栓 M6×16-A2-70 GB/T 5783
4-2c	21504000004	3	垫圈 6-A2-70 GB/T 93
4-2d	21504000033	3	垫圈 6-A2 GB/T 97.1
5	20305000038	2	LED频闪灯
6	20199000305	2	尼龙防水接头
7	20306000055	2	行程开关
8	21504000003	2	垫圈 5-A2-70 GB/T 93
9	21502000215	2	螺钉 M5×40-A2-70 GB/T 818
10	20308000173	1	充电插头线
11	20308000343	1	品字公母对接线
12	101032030115	1	保护套

The special meanings expressed in the illustrations and tables in this manual are explained as follows:

- ① Add "-1, -2, -3....." after the number to represents an option (one multiple choice), such as choose 3-1 and 3-2 according to specific needs.
- ② Add "lowercase a, b, c....." after the number to indicate a variety of components, such as 1a and 1b to make up 1.
- ③ "A, B, C....." in figure indicates the same parts in many positions, and the same position is indicated by the same symbol.
- ④ The diagram indicated by the lead is a local enlargement or a local illustration.

CONTENTS

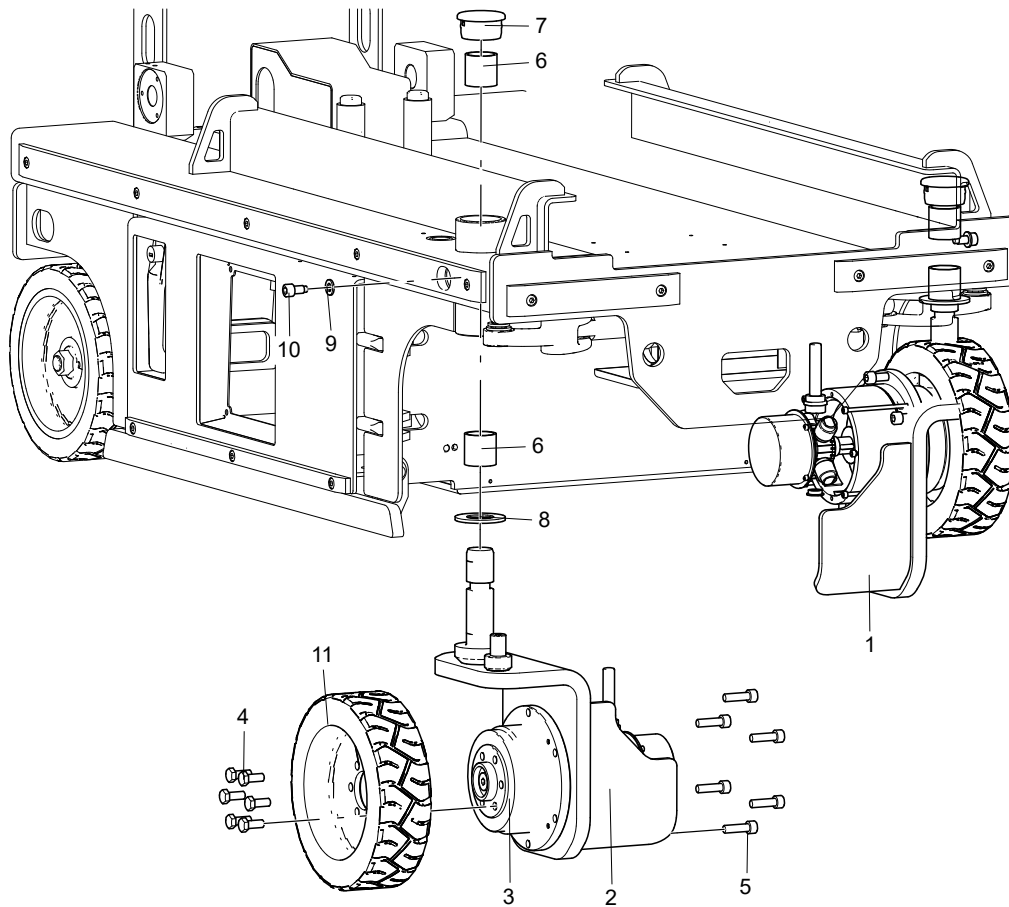
1	Chassis Assembly	5
1.1	Drive Installation	6
1.2	Drive Reducer (PN.203010003032)	7
1.3	Steer Installation	8
1.4	Rear Wheel Installation	9
1.5	Pothole Protection Installation	10
1.6	Left Door Assembly	12
1.7	Left Door Assembly (AS)	13
1.8	Left Door Assembly (Lithium Battery)	14
1.9	Right Door Assembly	15
1.10	Power Unit (PN.202010003045)	16
1.11	Power Unit (PN.202010003059)	18
1.12	Power Unit (PN.202010003070)	19
1.13	Power Unit (PN.202010003101)	20
1.14	Chassis Accessory Installation	21
1.15	Spill Guard Installation	23
2	Scissor Assembly	25
2.1	Scissor Assembly	26
3	Platform Assembly	29
3.1	Platform Assembly (Basic Specs)	30
3.1.1	Platform Assembly Installation (Basic Specs)	31
3.1.2	Platform Entry Gate Installation (Basic Specs And Chinese Specs)	34
3.2	Platform Assembly (Chinese Specs)	35
3.2.1	Platform Assembly Installation (Chinese Specs)	36
3.2.2	Platform Entry Gate Installation (Basic Specs And Chinese Specs)	39
3.3	Platform Assembly (Japanese Specs)	40
3.3.1	Platform Assembly Installation (Japanese Specs)	41
3.3.2	Platform Entry Gate Installation (Korean Specs And Japanese Specs)	44
3.4	Platform Assembly (Korean Specs)	45
3.4.1	Platform Assembly Installation (Korean Specs)	46

3.4.2	Platform Entry Gate Installation (Korean Specs And Japanese Specs).....	49
4	Hydraulic System.....	51
4.1	Hydraulic Components Installation.....	52
4.2	Power Unit and Fittings Installation	53
4.3	Lift Control Valve and Fittings Installation	54
4.4	Lift Control Valve (PN.202040000305)-1000282.....	55
4.5	Lift Control Valve (PN.202040000305)-1000176.....	56
4.6	Lift Control Valve (PN.202040003321).....	57
4.7	Hydraulic Tubes Layout	58
5	Electrical System	59
5.1	Chassis Electrical Components Installation	60
5.2	Level Sensor Options	62
5.3	Charger Plug Cord Options	64
5.4	LED light Installation	65
5.5	Angle Sensor Installation.....	66
5.6	Left Door Electrical Components Installation.....	67
5.7	Batteries Installation Options.....	69
5.8	Right Door Electrical Components Installation	71
5.9	Motor Controller Options	73
5.10	GPS Installation.....	74
5.11	Scissor Electrical Components Installation (Equipped Dual Pressure Sensor) .	75
5.12	Scissor Electrical Components Installation (Equipped Single Pressure Sensor)	76
5.13	Platform Electrical Components Installation	78
5.14	Platform Control Box Options	79
5.15	Platform Control Box (PN.203020003028)	80
5.16	Platform Control Box (PN.203020000065)	82
5.17	Joystick (PN.203030003022)	83
5.18	Chassis Harness (PN.101040063106)	84
5.19	Chassis Harness (PN.101040063169)	87
5.20	Chassis Harness (PN.101072063012)	90
5.21	Chassis Harness (PN.101072063008)	93
5.22	Chassis Harness (PN.101072063015)	96
5.23	Power Harness (PN.101072063016)	99
5.24	Power Harness (PN.101040063111)	100

5.25	Ground To Platform Harness (PN.101040063031)	101
5.26	Ground To Platform Harness (PN.101072063005)	102
5.27	Ground To Platform Harness (PN.101072063006)	103
5.28	Ground To Platform Harness (PN.101072063007)	104
6	Schematic Diagram	105
6.1	Hydraulic Schematic Diagram.....	106
6.2	Electrical Schematic Diagram.....	108
7	Diagram of Decals Positions.....	111
8	Options.....	121
8.1	RCBO Installation	122
8.2	Work Light Installation (DTC-K500 And Sinoboom).....	123
8.3	Foot Switch Installation (DTC-K500 And Sinoboom).....	124
8.4	Anti-collision Configuration Installation.....	125
8.5	External Power Installation.....	128
8.6	Power Plug Cord Options	129
8.7	Industrial Power Plug Options.....	130
8.8	AC Power Cable Options.....	131
8.9	Waterproof Socket Installation (All Specs)	132
8.10	Waterproof Socket Installation (UK)	133
8.11	Waterproof Socket Installation (American Standard)	134
8.12	Waterproof Socket Installation (European Standard)	135

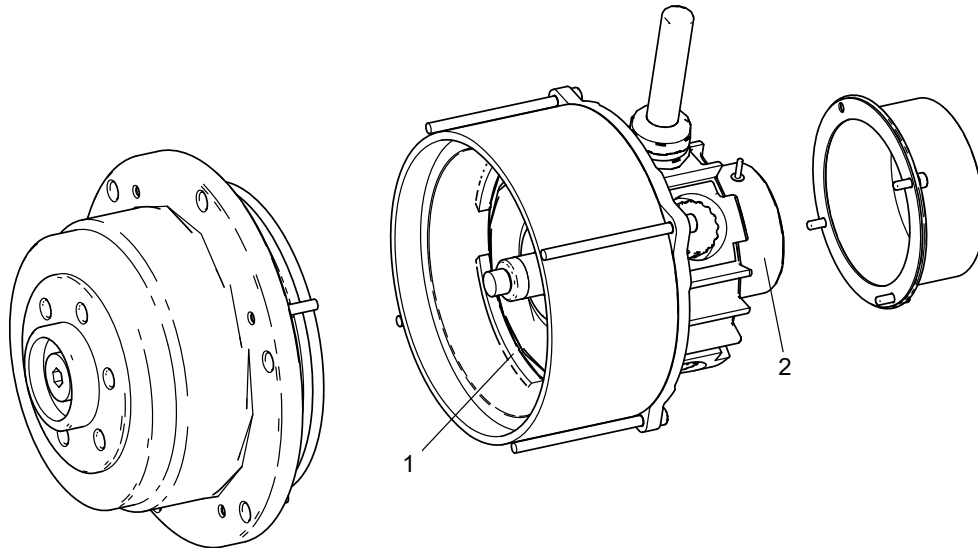
1 CHASSIS ASSEMBLY

1.1 DRIVE INSTALLATION



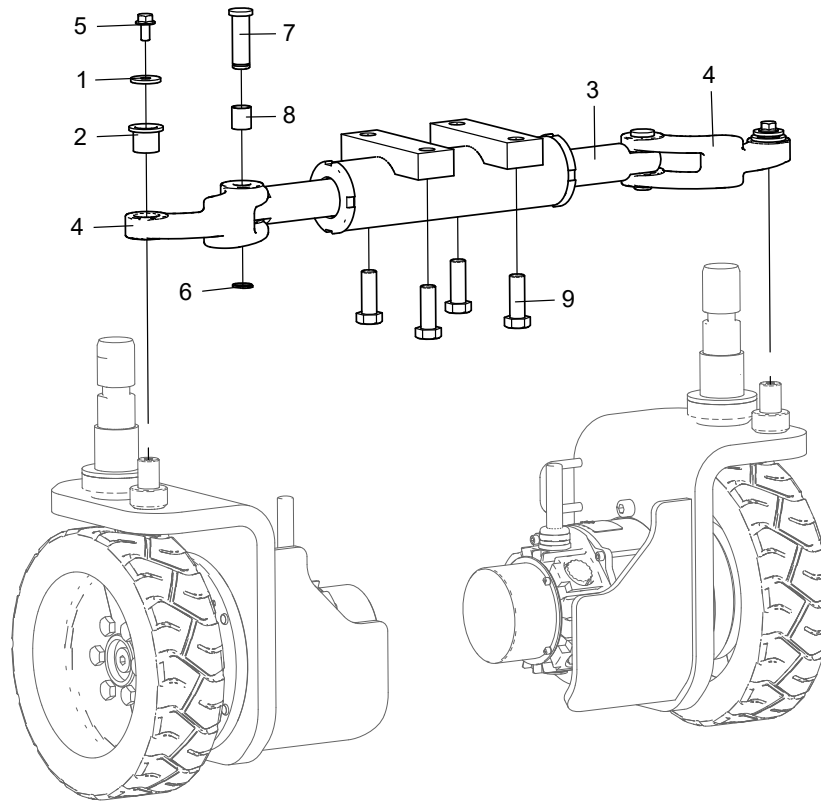
No.	Part No.	Qty.	Description
1	101040033092	1	Wheel carrier, Left
2	101040033093	1	Wheel carrier, Right
3	203010003032	2	Drive reducer
4	215010000069	12	Bolt M10×25-8.8-ZnD GB/T 5783
5	215020000051	12	Screw M10×35-8.8-ZnD GB/T 70.1
6	214030000004	4	Self-lubricating bearing
7	101040033005	2	Plug
8	101032030084	2	Shim
9	215040000035	2	Washer 10-200HV-ZnD GB/T 97.1
10	101040030102	2	Special Bolt
11	204080003014	2	Tyre

1.2 DRIVE REDUCER (PN.203010003032)



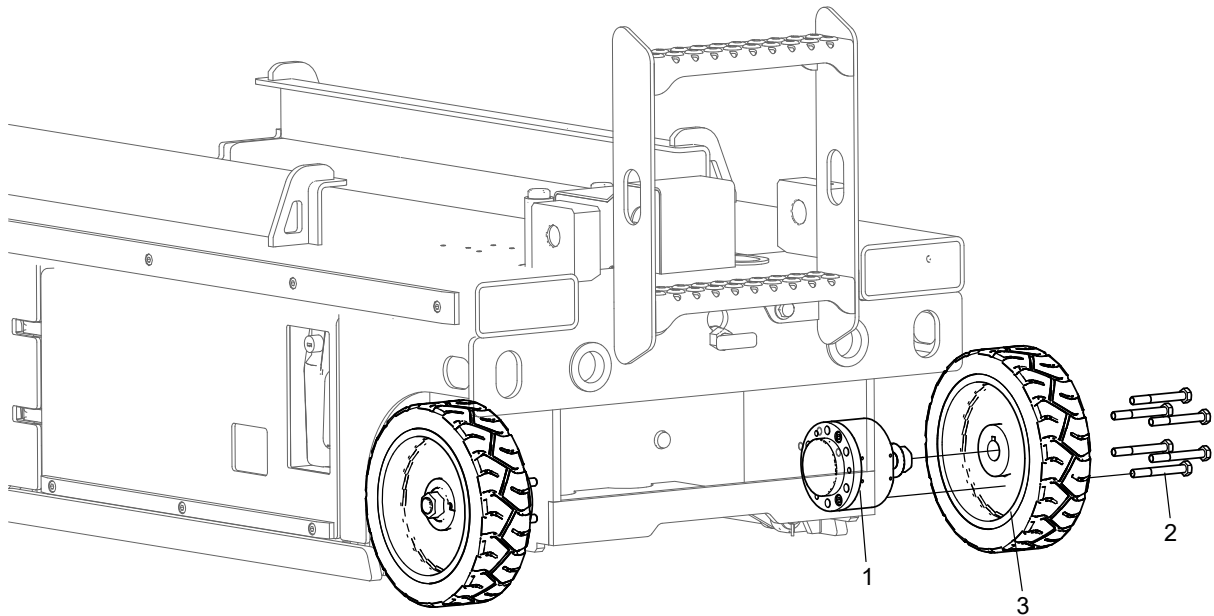
No.	Part No.	Qty.	Description
1	203130003001	1	Brush component
2	204020003039	1	Brake

1.3 STEER INSTALLATION



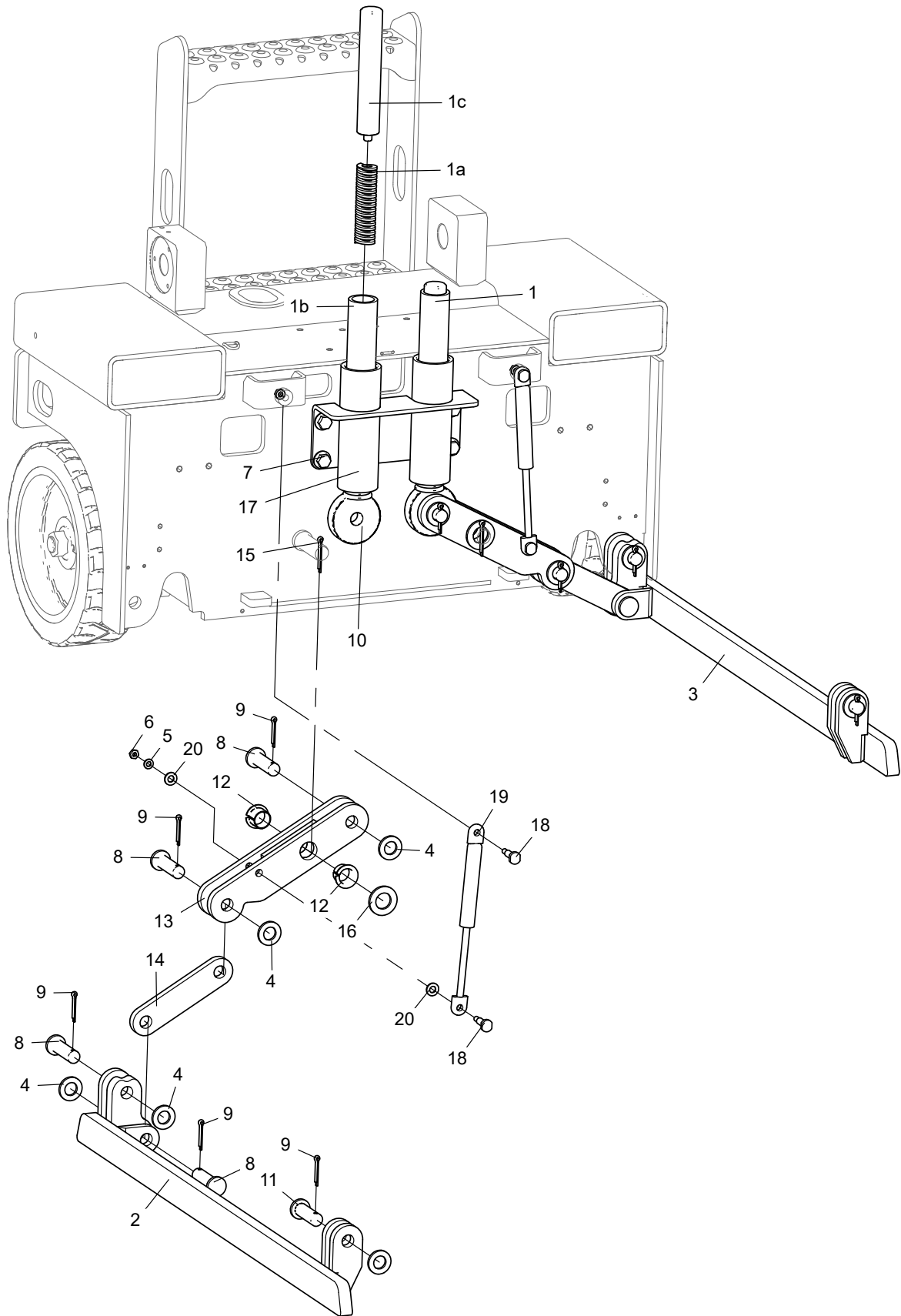
No.	Part No.	Qty.	Description
1	215040000103	2	Washer 8-100HV-ZnD GB/T 5287
2	214010000029	2	Bearing 20×24-20
3	101040050001	1	Steer Cylinder(C)
3a-1	207990003035	1	Seal kit, cylinder(1000122)
3a-2	207990003037	1	Seal kit, cylinder(1000145)
3a-3	207990003556	1	Seal kit, cylinder(1000148)
3a-4	207990003462	1	Seal kit, cylinder(1000898)
3a-5	207990003398	1	Seal kit, cylinder(1000792)
4	101042030017	2	Steer linkage
5	215010000286	2	Bolt M8×16-8.8-ZnD GB/T 5789
6	215040000134	2	Retaining ring 16-DKL JB/ZQ 4342
7	101048033028	2	Clevis pin XJΦ16×55
8	214030000025	2	Bearing 16×18×20 SF-1
9	215010000220	4	Bolt M14×1.5×40-10.9-DKL GB/T 5786

1.4 REAR WHEEL INSTALLATION



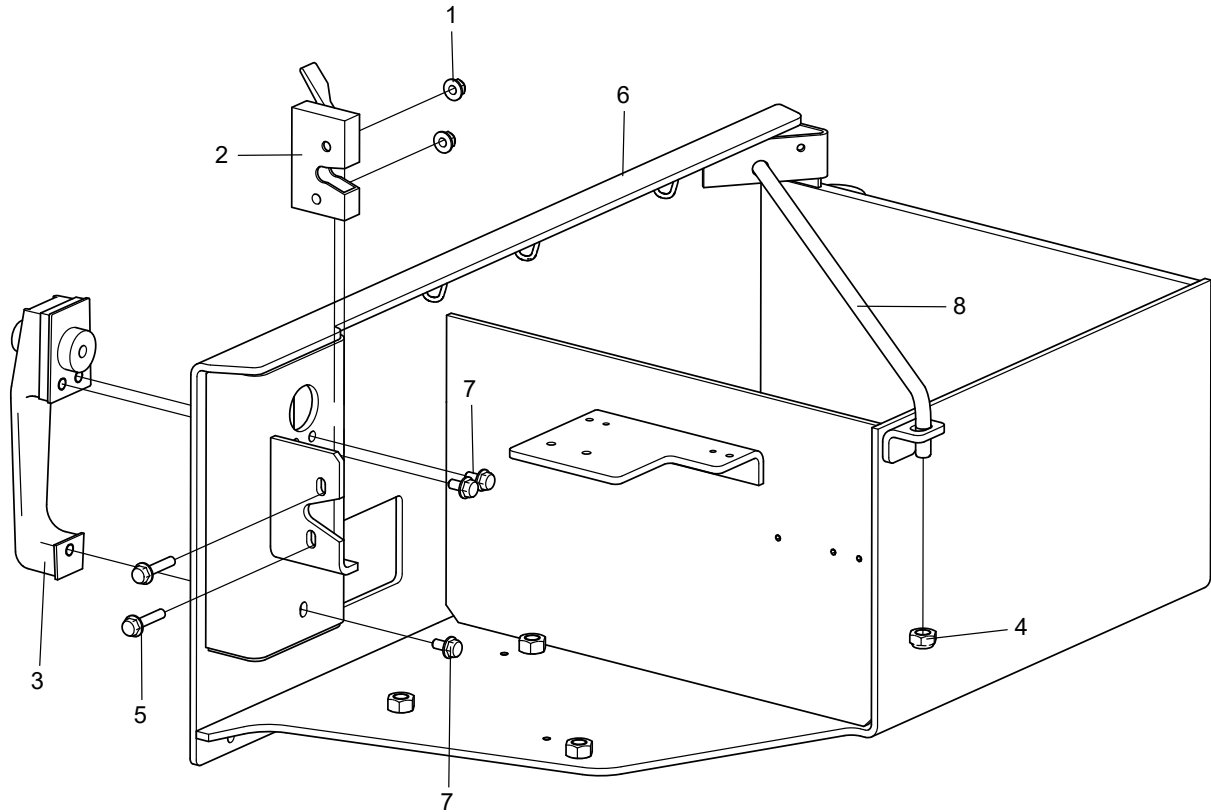
No.	Part No.	Qty.	Description
1	202050003001	2	Bearing seat
2	215010000012	12	Bolt M10×80-8.8-ZnD GB/T 5782
3	204080003019	2	Tyre

1.5 POTHOLE PROTECTION INSTALLATION



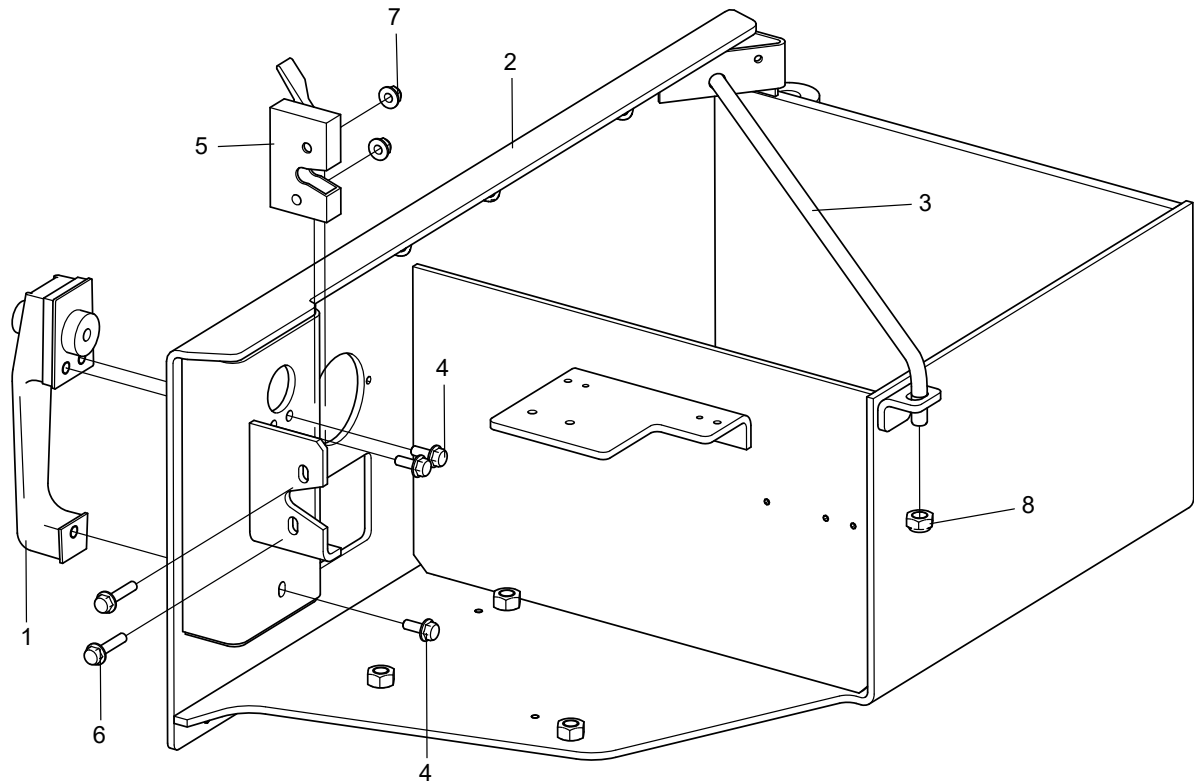
No.	Part No.	Qty.	Description
1	101040030106	2	Spring Support
1a	210070000008	1	Spring
1b	101028030054	1	Steel pipe
1c	101040030105	1	Clevis Pin XJΦ27.5-170
2	101040033134	1	Pothole protection plate, Right
3	101040033133	1	Pothole protection plate, Left
4	215040000039	10	Washer 16-200HV-ZnD GB/T 97.1
5	215040000033	4	Washer 6-A2 GB/T 97.1
6	215030000025	4	Nut M6-8-A2-70 GB/T 889.1
7	215010000266	4	Bolt M10×20-10.9-DKL GB/T 5789
8	215060000039	8	Clevis pin B15×55-ZnD GB/T 882
9	215060000066	10	Pin 4×25-ZnD GB/T 91
10	101014030007	2	Roller
11	215060000064	2	Clevis pin B16×50-ZnD GB/T 882
12	214030000024	4	Bearing 20×23×16.5 SF-1F
13	101040030005	2	Link
14	101040030052	2	Link
15	215060000007	2	Pin 4×32-ZnD GB/T 91
16	215040000041	2	Washer 20-200HV-ZnD GB/T 97.1
17	101032030054	1	Guide sleeve
18	101014030008	4	Clevis pin XJΦ8-34
19	210010000075	2	Gas strut
20	215040000034	4	Washer 8-200HV-ZnD GB/T 97.1

1.6 LEFT DOOR ASSEMBLY



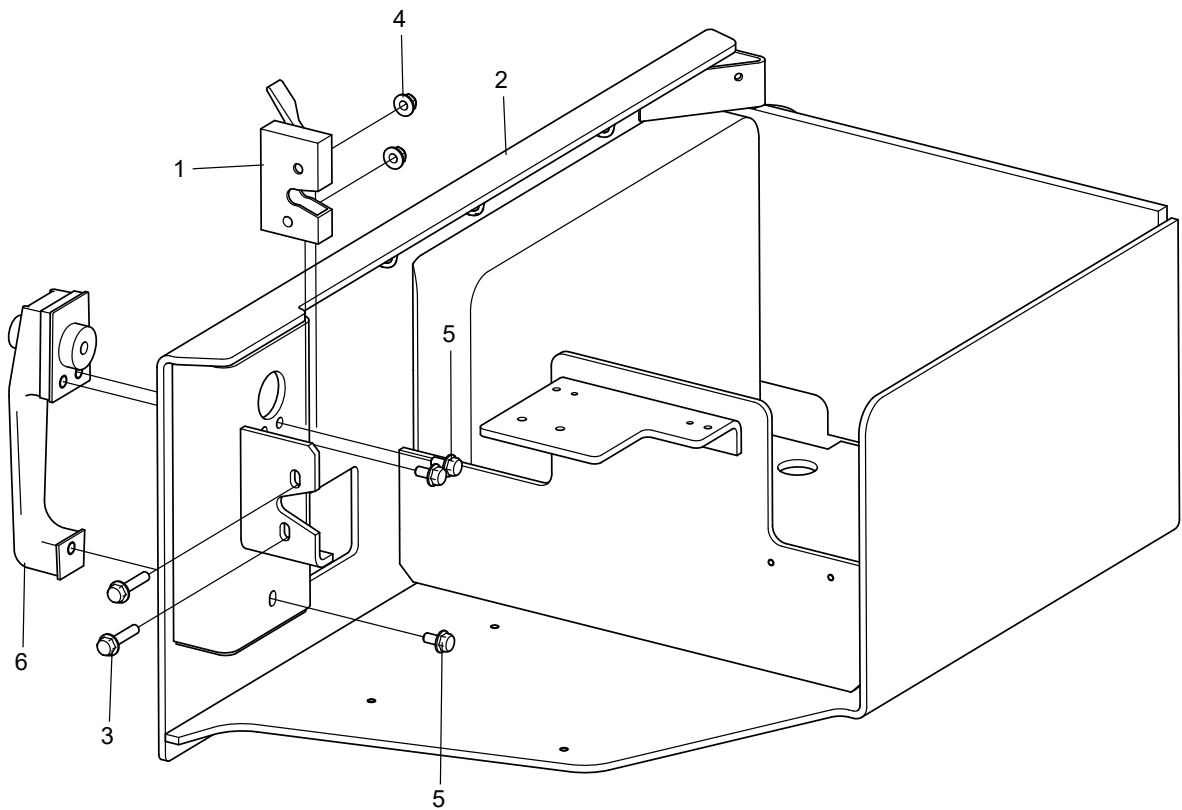
No.	Part No.	Qty.	Description
1	215030000107	2	Nut M6-8-ZnD GB/T 6183.1
2	209050000021	1	Lock cylinder
3	209030000009	1	Lock handle
4	215030000027	1	Nut M10-8-ZnD GB/T 6184
5	215010000282	2	Bolt M6×30-8.8-ZnD GB/T 5789
6	101040030068	1	Left door welder
7	215010000281	3	Bolt M6×12-8.8-ZnD GB/T 5789
8	101040033067	1	Screw rod

1.7 LEFT DOOR ASSEMBLY (AS)



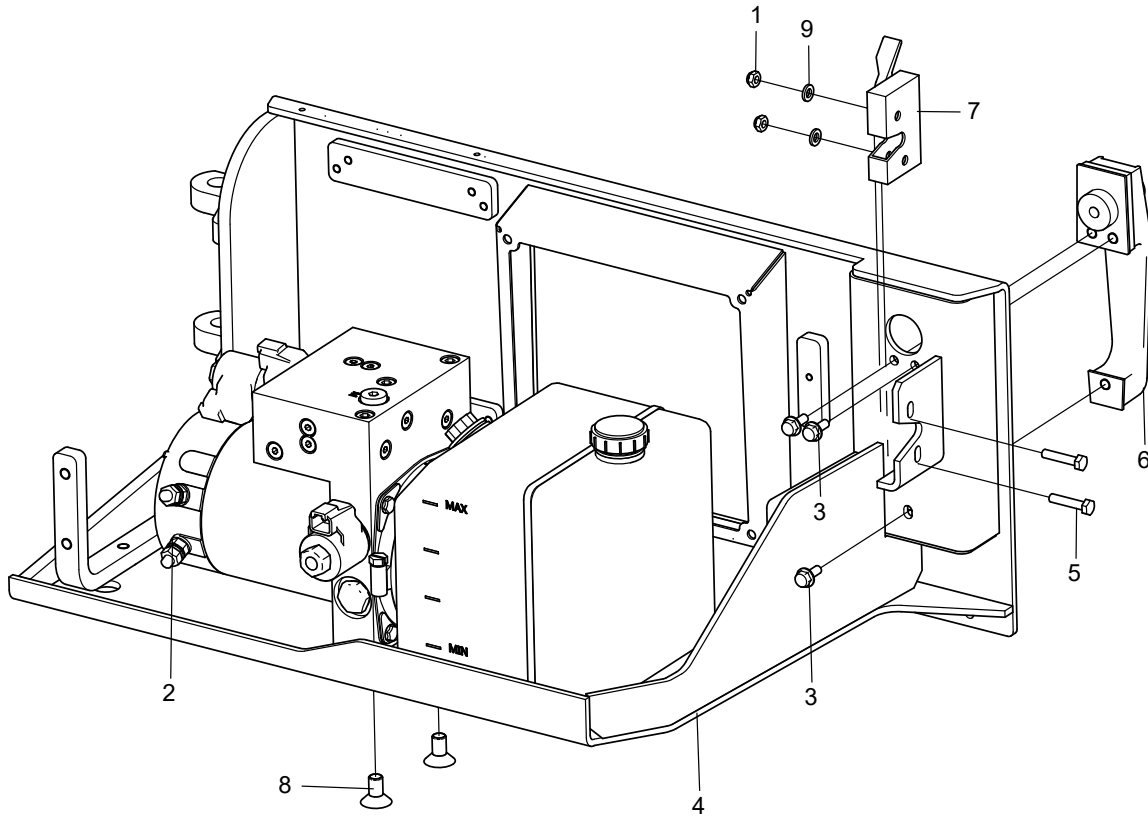
No.	Part No.	Qty.	Description
1	209030000009	1	Lock handle
2	101040033033	1	Left door weder
3	101040033067	1	Screw rod
4	215010000230	3	Bolt M6×16-8.8-ZnD GB/T 5789
5	209050000021	1	Lock cylinder
6	215010000282	2	Bolt M6×30-8.8-ZnD GB/T 5789
7	215030000107	2	Nut M6-8-ZnD GB/T 6183.1
8	215030000027	1	Nut M10-8-ZnD GB/T 6184

1.8 LEFT DOOR ASSEMBLY (LITHIUM BATTERY)



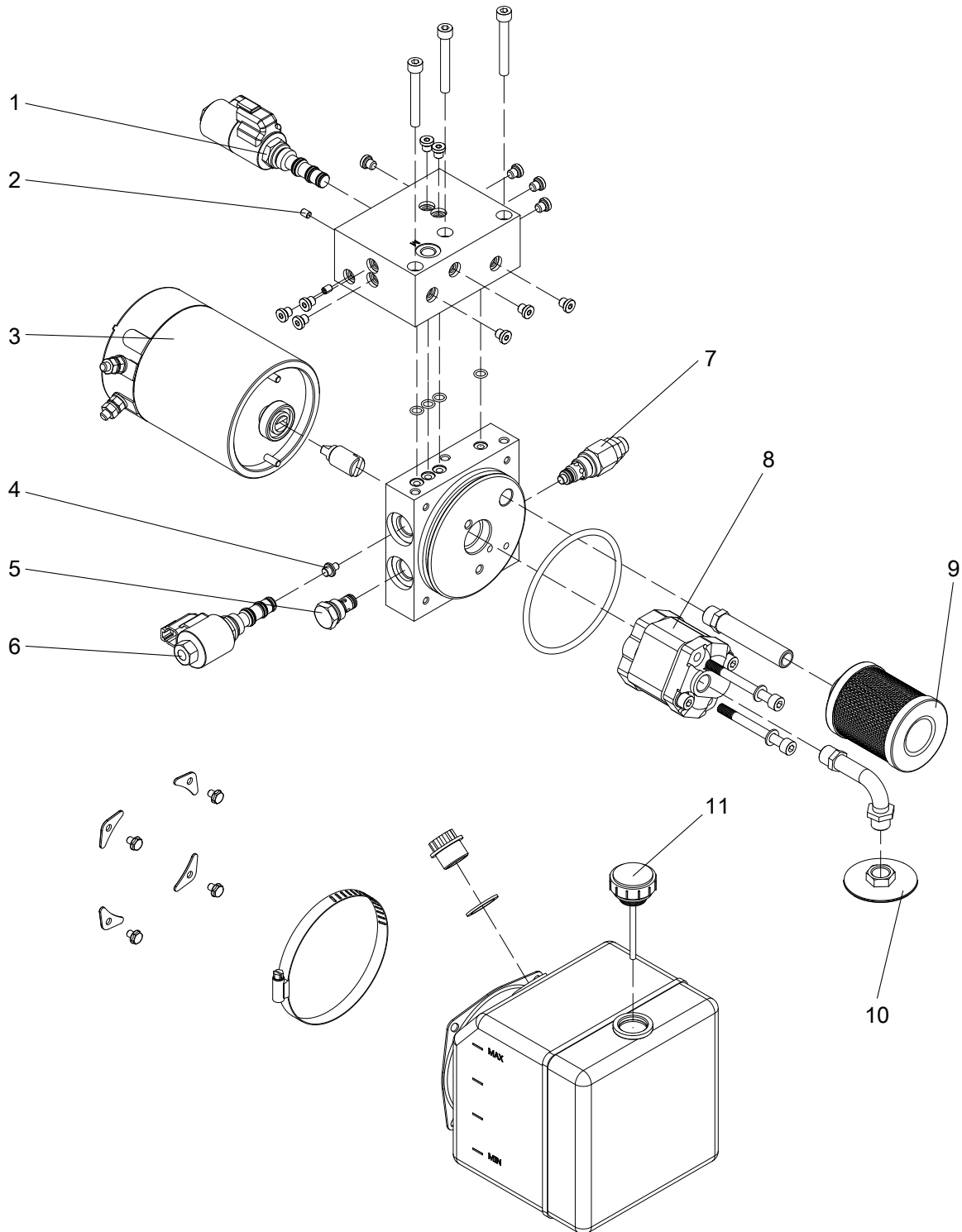
No.	Part No.	Qty.	Description
1	209050000021	1	Lock cylinder
2	101040033072	1	Left door welder
3	215010000282	2	Bolt M6×30-8.8-ZnD GB/T 5789
4	215030000107	2	Nut M6-8-ZnD GB/T 6183.1
5	215010000281	3	Bolt M6×12-8.8-ZnD GB/T 5789
6	209030000009	1	Lock handle

1.9 RIGHT DOOR ASSEMBLY



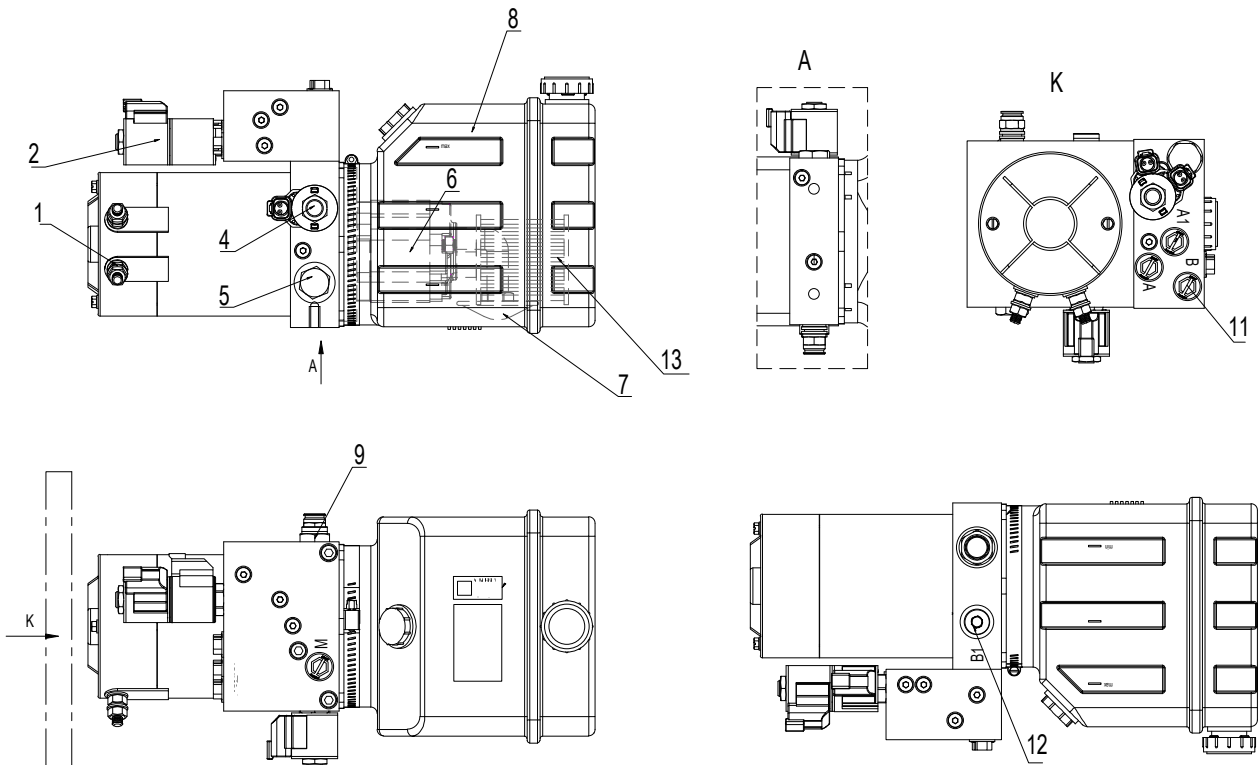
No.	Part No.	Qty.	Description
1	215030000025	2	Nut M6-8-A2-70 GB/T 889.1
2	101040033141		Power unit (2.1ml/r) options
2-1	202010003045	1	Power unit(for Lead-acid Battery, 1000106)
2-2	202010003059	1	Power unit(for Lead-acid Battery, 1000631)
2-3	202010003070	1	Power unit(for Lithium Battery, 1000106)
2-4	202010003101	1	Power unit(for Lithium Battery, 1000631)
3	215010000230	3	Bolt M6×16-8.8-ZnD GB/T 5789
4	101062033010	1	Right door solder
5	215010000053	2	Bolt M6×30-A2-70 GB/T 5783
6	209030000009	1	Lock handle
7	209050000020	1	Lock cylinder
8	215020000274	2	Screw M10×20-8.8-ZnD GB/T 70.3
9	215040000033	2	Washer 6-A2 GB/T 97.1

1.10 POWER UNIT (PN.202010003045)



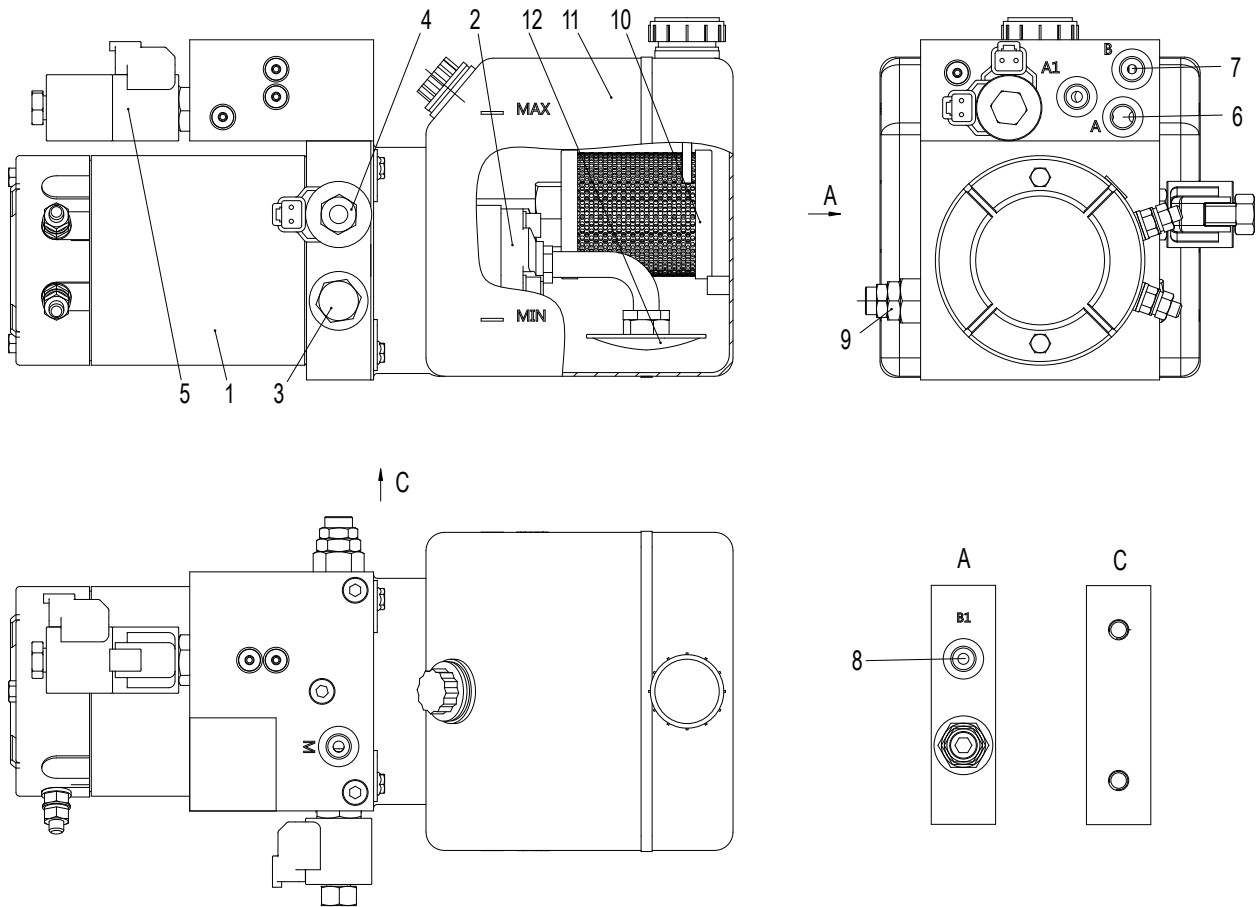
No.	Part No.	Qty.	Description
1	202040003290	1	Cartridge solenoid valve, 3-position 4-way
2	202130000006	2	Damper plug
3	203010003043	1	DC motor
3a	203990003016	1	Carbon brush
4	202990003135	1	Shaped damper
5	202040003349	1	Check valve
6	202040003289	1	Cartridge solenoid valve, 2-position 4-way
7	202990003015	1	Relief valve
8	202990003113	1	Gear pump
8a	207990003038	1	Seal kit, gear pump
9	202990003133	1	Return filter, in-tank
10	202080003005	1	Filter screen
11	202070003019	1	Air filter

1.11 POWER UNIT (PN.202010003059)



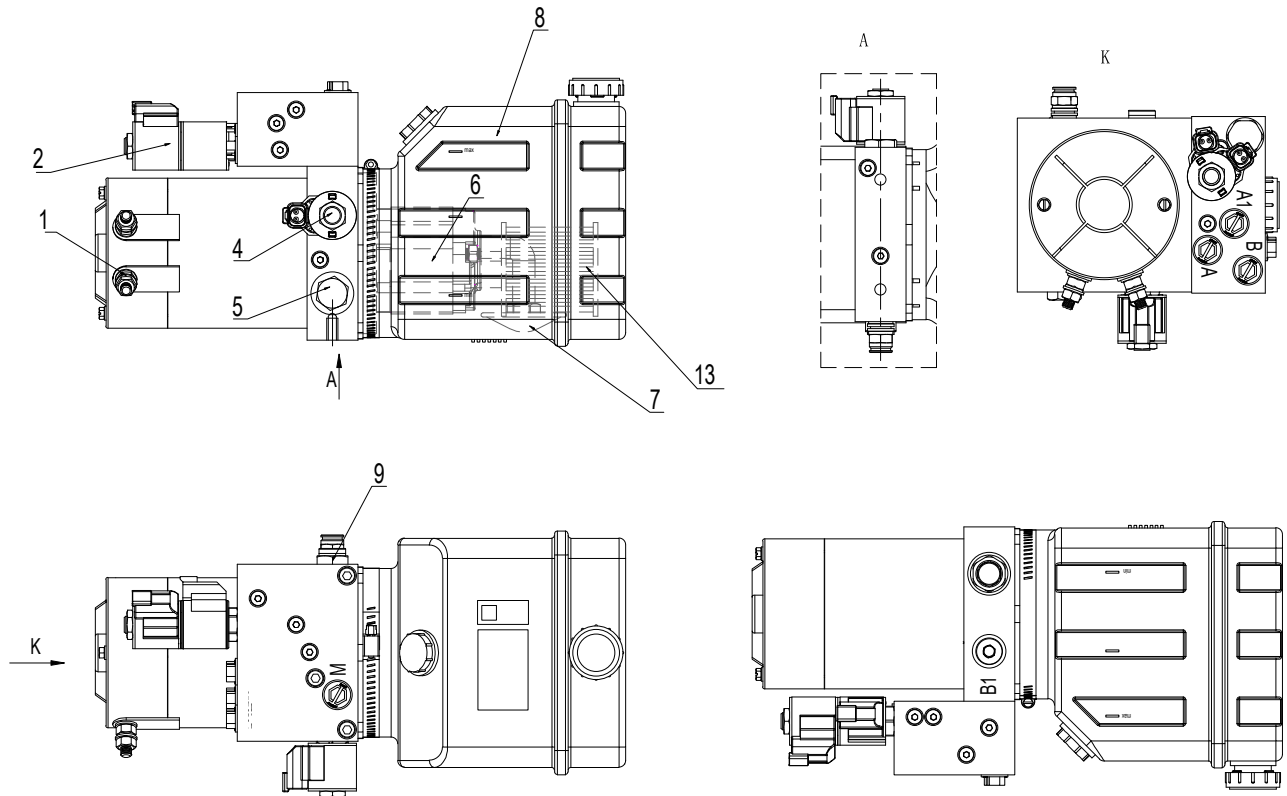
No.	Part No.	Qty.	Description
1	203010003052	1	DC motor
1a	203990003060	1	Carbon brush
2	202040003290	1	Cartridge solenoid valve, 3-position 4-way
4	202040003289	1	Cartridge solenoid valve, 2-position 4-way
5	202040003556	1	Check valve
6	202010003107	1	Gear pump
6a	207990003389	1	Seal kit, gear pump
7	202990003345	1	Strainer
8	202990003347	1	Hydraulic tank
9	202990003343	2	Relief valve
11	202130003003	1	Damper
12	202130003036	2	Damper
13	202990003133	1	Return filter, in-tank

1.12 POWER UNIT (PN.202010003070)



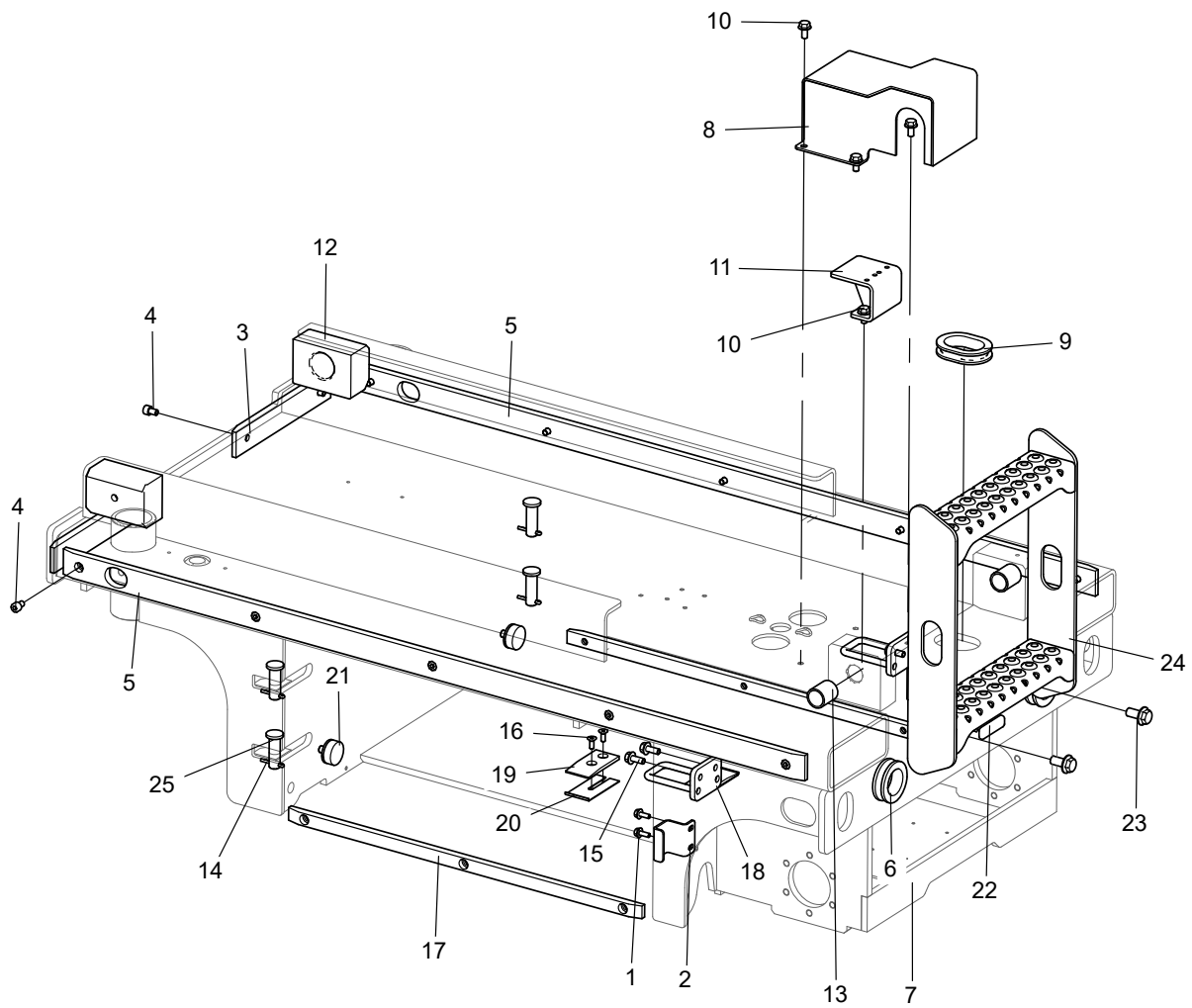
No.	Part No.	Qty.	Description
1	203010003043	1	DC motor
2	202990003113	1	Gear pump
3	202040003349	1	Check valve
4	202990003112	1	Cartridge solenoid valve, 2-position 4-way
5	202990003111	1	Solenoid directional valve, 3-position 4-way
6	202130000006	1	Damper plug
7	202130000006	1	Damper plug
8	202990003135	1	Shaped damper
9	202990003015	1	Relief valve
10	202990003133	1	Return filter, in-tank
11	202990003134	1	Hydraulic tank
12	202080003005	1	Filter screen

1.13 POWER UNIT (PN.202010003101)



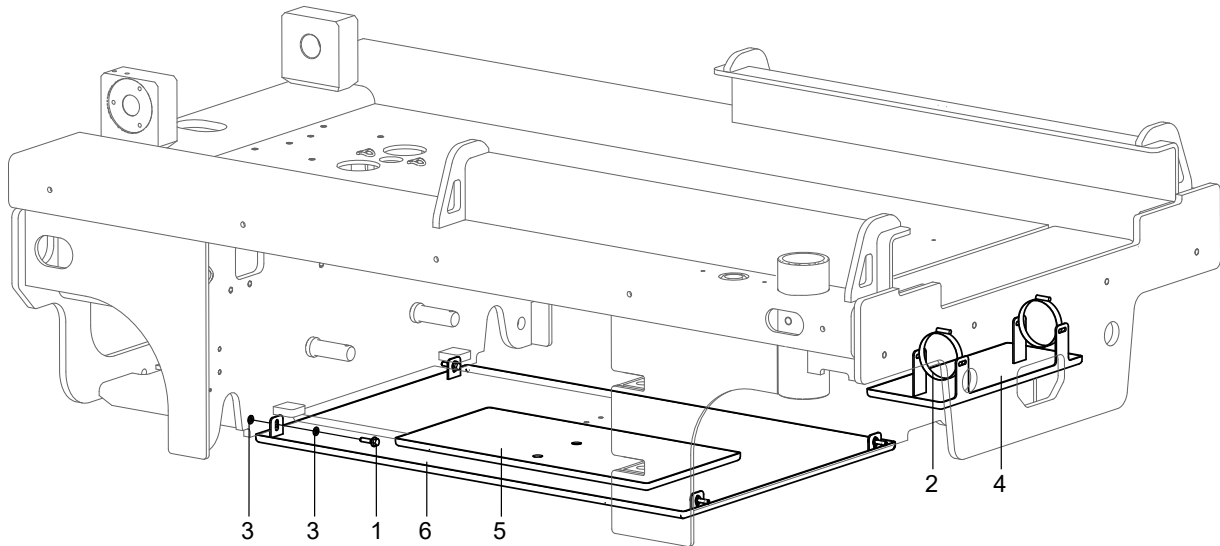
No.	Part No.	Qty.	Description
1	203010003052	1	DC motor
1a	203990003060	1	Carbon brush
2	202990003111	1	Solenoid directional valve, 3-position 4-way
4	202990003112	1	Cartridge solenoid valve, 2-position 4-way
5	202040003556	1	Check valve
6	202010003107	1	Gear pump
6a	207990003389	1	Seal kit, gear pump
7	202990003345	1	Strainer
8	202990003347	1	Hydraulic tank
9	202990003343	2	Relief valve
11	202130003036	2	Damper
12	202130003003	1	Damper
13	202990003133	1	Return filter, in-tank

1.14 CHASSIS ACCESSORY INSTALLATION



No.	Part No.	Qty.	Description
1	215010000230	4	Bolt M6×16-8.8-ZnD GB/T 5789
2	101014030107	2	Bracket
3	101054043028	2	Bumper plate
4	215020000021	14	Screw M8×12-8.8-ZnD GB/T 70.1
5	101040030115	2	Plate
6	102004030245	2	Rubber grommet
7	101040033082	1	Bottom frame solder
8	101040030065	1	Seal cover
9	101062033051	1	Rubber grommet
10	215010000286	6	Bolt M8×16-8.8-ZnD GB/T 5789
11	101040030087	1	Bracket
12	101040030033	2	Sliding block
13	214030000080	2	Self-lubricating bearing
14	215060000066	4	Pin 4×25-ZnD GB/T 91
15	215010000234	4	Bolt M8×20-8.8-ZnD GB/T 5789
16	215020000236	4	Screw M6×16-A2-70 GB/T 70.3
17	101040030112	2	Plate
18	101016033023	2	Lock catch
19	101040030097	2	Pad
20	101015030029	2	Shim
21	101040030098	2	Cushion
22	204100000018	1	Emergency lowering shaft
23	215010000242	2	Bolt M12×25-8.8-ZnD GB/T 5789
24	101040033137	1	Ladder
25	215060000064	4	Clevis pin B16×50-ZnD GB/T 882

1.15 SPILL GUARD INSTALLATION

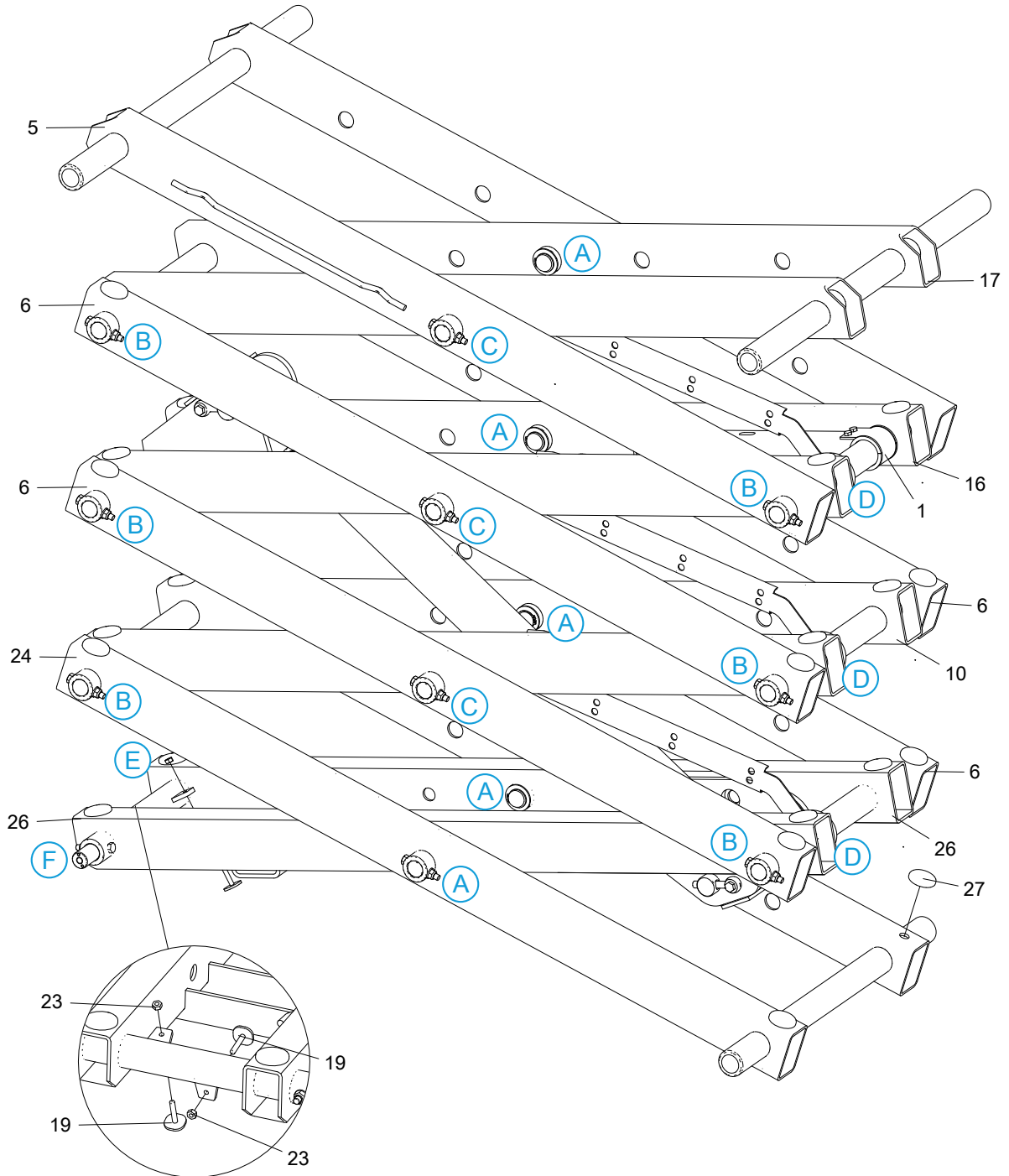


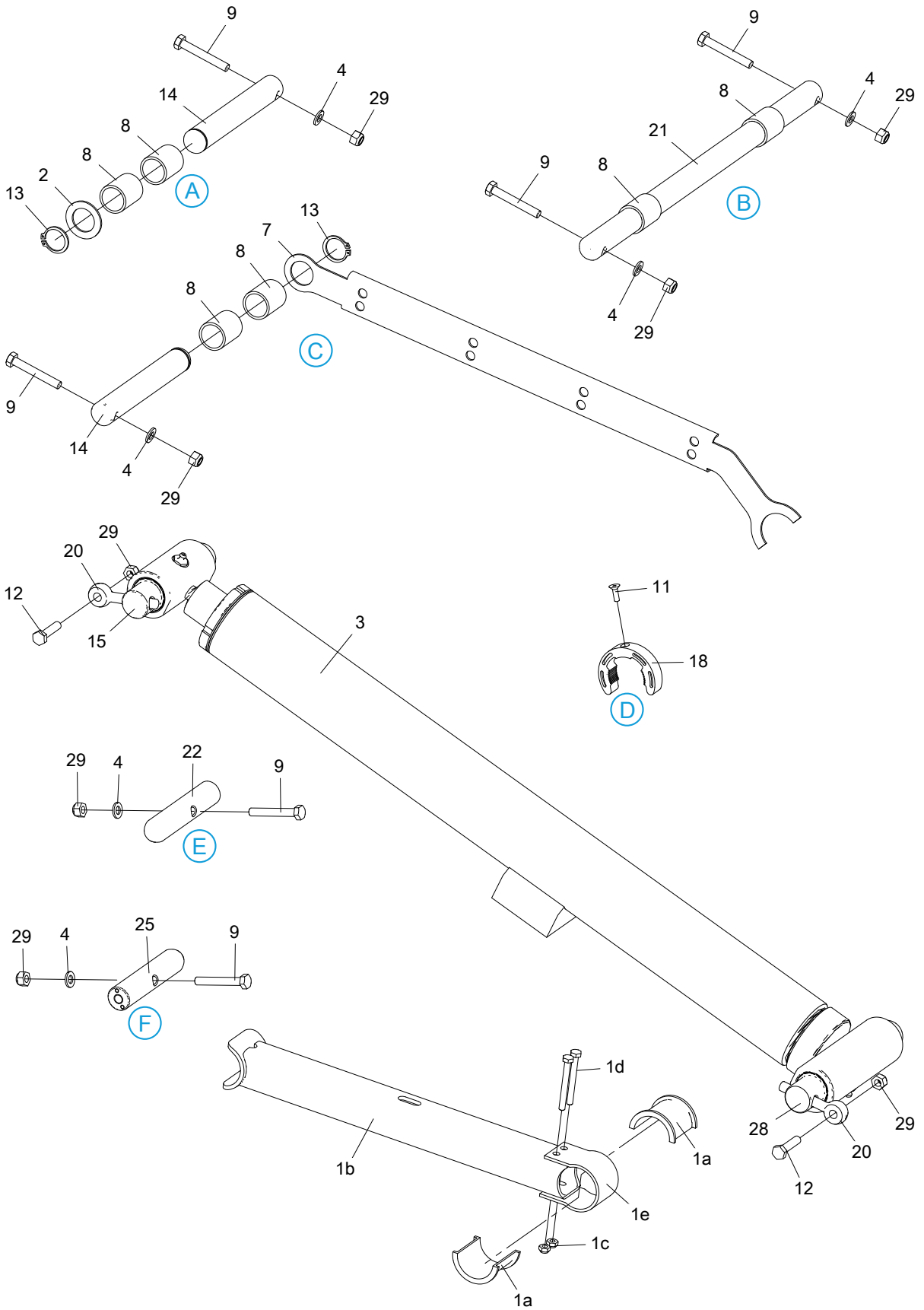
No.	Part No.	Qty.	Description
1	215010000256	4	Bolt M5×20-8.8-ZnD GB/T 5789
2	216020000007	2	DIN non-perforated hose clamp
3	215040000032	8	Washer 5-A2 GB/T 97.1
4	101040033044	1	Spill guard, cylinder
5	101040033039	1	Spill guard
6	101040033056	1	Spill guard, Chassis

This Page Intentionally Left Blank

2 SCISSOR ASSEMBLY

2.1 SCISSOR ASSEMBLY



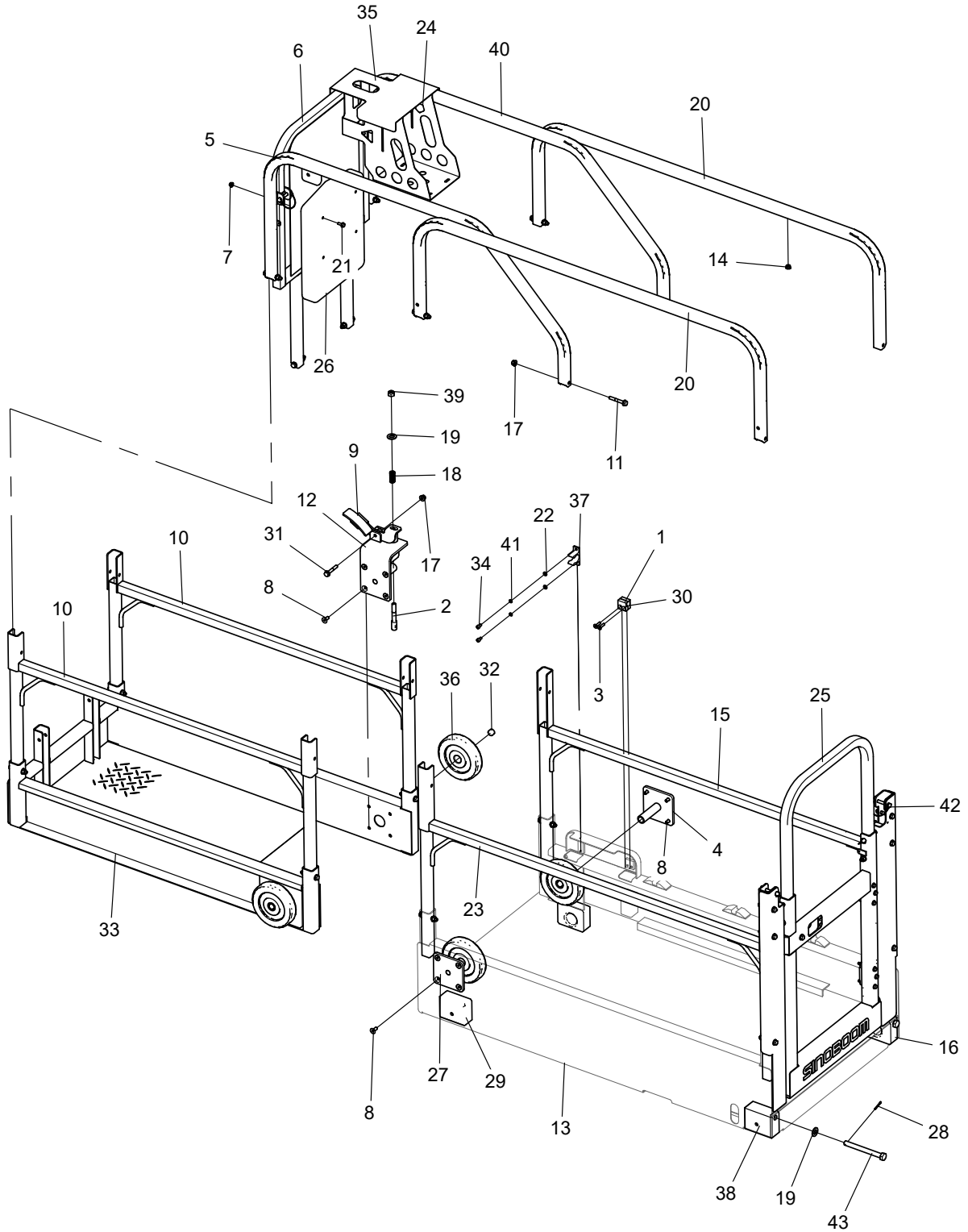


No.	Part No.	Qty.	Description
1	101040010042	1	Safety arm assembly
1a	101040010039	2	Rubber gromment
1b	101040010043	1	Safety arm
1c	215030000025	2	Nut M6-8-A2-70 GB/T 889.1
1d	215010000205	2	Bolt M6×55-A2-70 GB/T5783
1e	101040010041	1	U-clamp
2	101040010021	5	Retaining ring
3	101072013000	1	Lift cylinder(A)
3a-1	207990003561	1	Seal kit, cylinder(1000148)
3a-2	207990003470	1	Seal kit, cylinder(1000898)
4	215040000034	22	Washer 8-200HV-ZnD GB/T 97.1
5	101040010015	1	Outer arm 4
6	101040010016	4	Outer arm 2
7	101040010025	3	Plate, cable routing
8	214030000080	28	Self-lubricating bearing
9	215010000064	22	Bolt M8×55-8.8-ZnD GB/T 5783
10	101040010033	1	Inner arm 2
11	215020000264	3	Screw M5×16-A2-70 GB/T70.3
12	215010000060	2	Bolt M8×35-8.8-ZnD GB/T 5783
13	215040100004	8	Retaining ring 25-DKL JB/ZQ 4342
14	101040010009	8	Pin XGΦ25-167
15	101040010029	1	Pin XGΦ30-145
16	101040013011	1	Inner arm 3
17	101040010028	1	Inner arm 4
18	101040010035	3	Clamp
19	101015030022	2	Special bolt
20	101012010044	2	Keeper pin
21	101040010002	6	Pin XGΦ25-465
22	101040010024	1	Pin XGΦ25-120
23	215030000004	2	Nut M6-A2-70 GB/T 6170
24	101040010004	1	Outer arm 1
25	101040010031	1	Pin XGΦ25-120
26	101040013008	1	Inner arm 1
27	101016010055	24	Pad
28	101040010044	1	Pin XGΦ30-195
29	215030000026	24	Nut M8-8-ZnD GB/T889.1

3 PLATFORM ASSEMBLY

3.1 PLATFORM ASSEMBLY (BASIC SPECS)

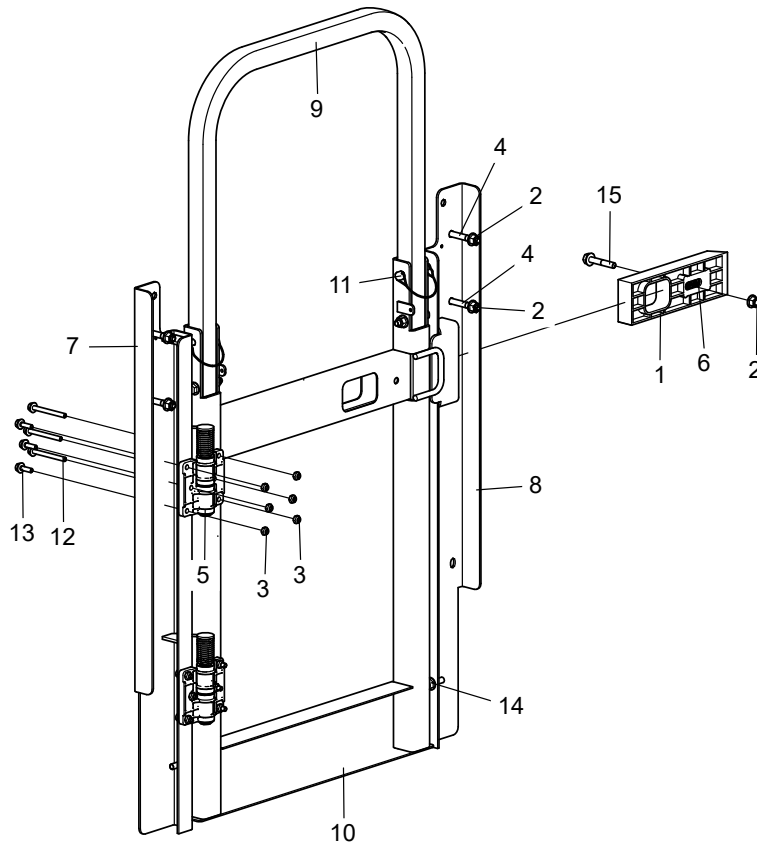
3.1.1 PLATFORM ASSEMBLY INSTALLATION (BASIC SPECS)



No.	Part No.	Qty.	Description
1	101040040069	1	Nylon block
2	101040040060	1	Pin
3	215020000230	2	Screw M6×25-A2-70 GB/T 70.3
4	101040043099		Socket support options
4-1	101039040024	1	Bracket, roller(Without power socket)
4-2	101056043154	1	Bracket(Equipped with British power socket)
4-3	101056043091	1	Bracket(Equipped with integrated power socket)
4-4	101056043092	1	Bracket(Equipped with universal power socket)
5	101040043077	1	Rail, upper
6	101040043071	1	Rail, front
7	215030000107	4	Nut M6-8-ZnD GB/T 6183.1
8	215020000226	16	Screw M8×20-8.8-ZnD GB/T 70.3
9	101040040066	1	Pedal
10	101040043074	2	Rail, lower
11	215010000288	16	Bolt M8×55-8.8-ZnD GB/T 5789
12	101039040013	1	Bracket, roller
13	101040043055	1	Stationary platform
14	101014043005	22	Rubber choke plug
15	101040043085	1	Rail, lower
16	101040043146	1	Wear pad, upper
17	215030000108	17	Nut M8-8-ZnD GB/T 6183.1
18	101040040062	1	Spring
19	215040000119	3	Washer 14-200HV-ZnD GB/T 97.1
20	101040043086	2	Rail
21	215010000230	4	Bolt M6×16-8.8-ZnD GB/T 5789
22	215040000033	2	Washer 6-A2 GB/T 97.1
23	101040043080	1	Rail, lower
24	209030003005	1	Bolt M8
25	101040043087	1	Latch installation
26	216070000001	1	Manual storage container
27	101039040024	2	Bracket, roller
28	215060000004	2	Pin 3.2×25-ZnD GB/T 91
29	101040043144	2	Wear pad, upper
30	101040040070	1	Nylon block
31	215010000287	1	Bolt M8×50-8.8-ZnD GB/T 5789
32	101016040136	4	Wear pad
33	101040043067	1	Extended platform

No.	Part No.	Qty.	Description
34	215020000010	2	Screw M6×12-A2-70 GB/T 70.1
35	101014040046	1	Bracket
36	101039040015	4	Roller
37	101040040071	1	Clamp
38	101040043145	1	Wear pad, upper
39	215030000029	1	Nut M12-8-ZnD GB/T 6184
40	101040043078	1	Rail, upper
41	215040000004	2	Washer 6-A2-70 GB/T 93
42	209020000007	4	Safety pin
43	215010000224	2	Bolt M14×140-8.8-DKL GB/T31.1

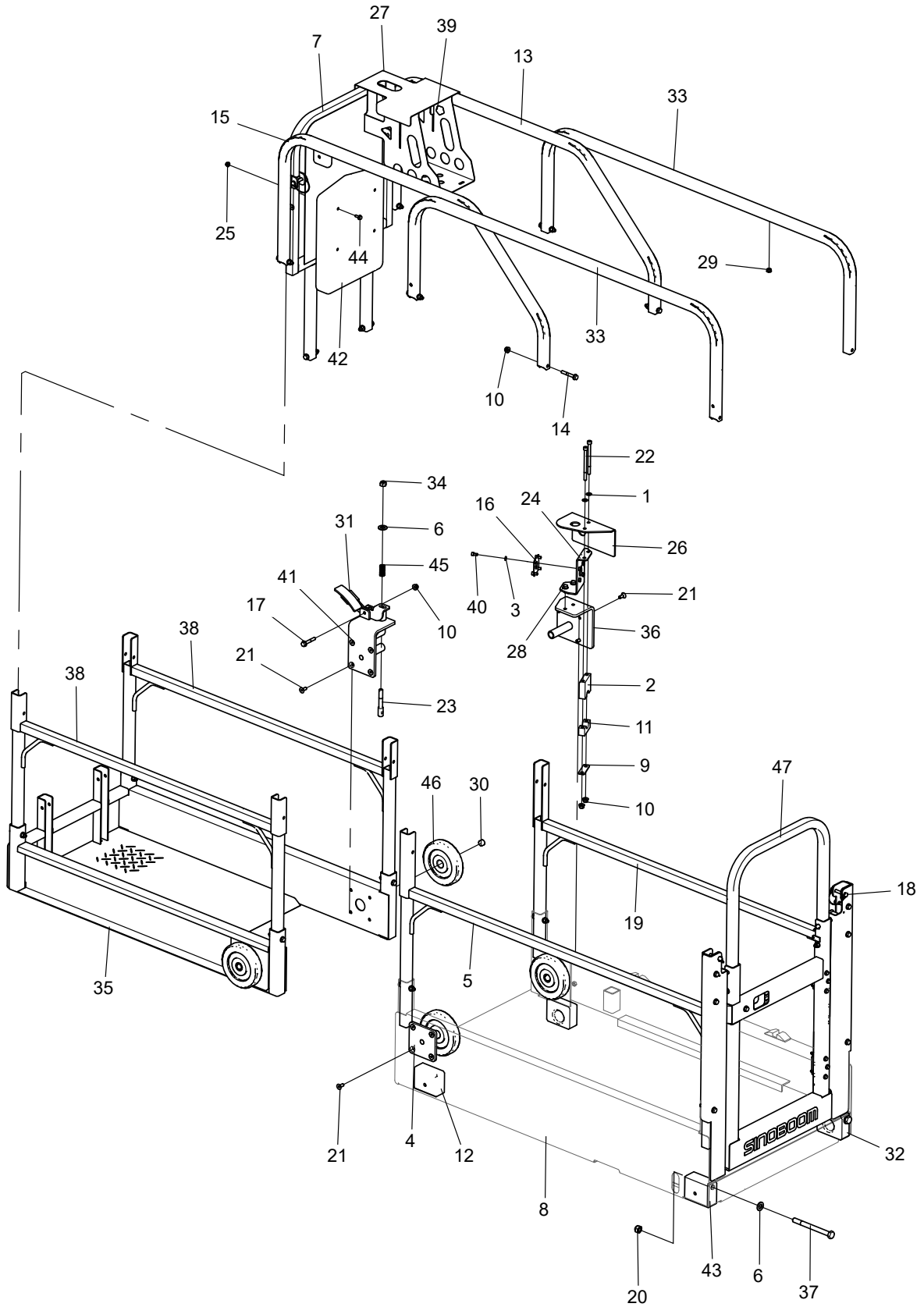
3.1.2 PLATFORM ENTRY GATE INSTALLATION (BASIC SPECS AND CHINESE SPECS)



No.	Part No.	Qty.	Description
1	101012040056	1	Lock
2	215030000108	7	Nut M8-8-ZnD GB/T 6183.1
3	215030000025	12	Nut M6-8-A2-70 GB/T 889.1
4	215010000288	6	Bolt M8×55-8.8-ZnD GB/T 5789
5	101015040007	2	Hinge assembly
6	101019040001	1	Spring
7	101040043088	1	Cover
8	101040043092	1	Cover
9	101040043093	1	Rail
10	101040043094	1	Entry gate
11	209020000007	2	Safety pin
12	215010000285	6	Bolt M6×60-8.8-ZnD GB/T 5789
13	215010000231	6	Bolt M6×20-8.8-ZnD GB/T 5789
14	215010000235	2	Bolt M8×25-8.8-ZnD GB/T 5789
15	215010000257	1	Bolt M8×45-8.8-ZnD GB/T 5789

3.2 PLATFORM ASSEMBLY (CHINESE SPECS)

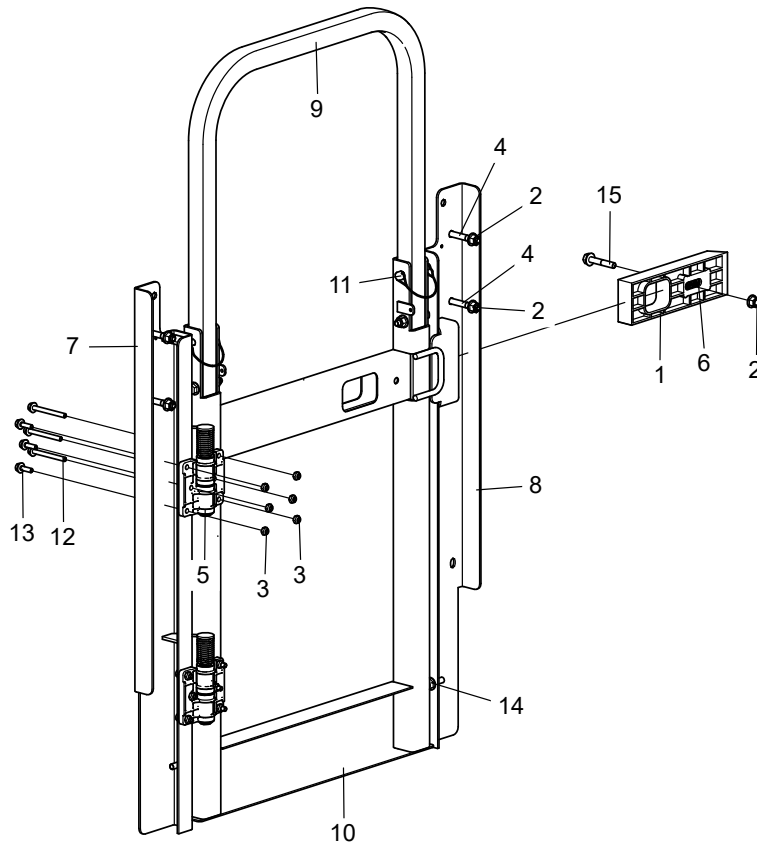
3.2.1 PLATFORM ASSEMBLY INSTALLATION (CHINESE SPECS)



No.	Part No.	Qty.	Description
1	215040000034	2	Washer 8-200HV-ZnD GB/T 97.1
2	101072043018	1	Nylon block
3	215040000033	4	Washer 6-A2 GB/T 97.1
4	101039040024	2	Bracket, roller
5	101040043080	1	Rail, lower
6	215040000119	3	Washer 14-200HV-ZnD GB/T 97.1
7	101040043071	1	Rail, front
8	101040043226	1	Stationary platform
9	101072043019	1	Plate
10	215030000108	19	Nut M8-8-ZnD GB/T 6183.1
11	101072043017	1	Nylon block
12	101040043144	2	Wear pad, upper
13	101040043078	1	Rail, upper
14	215010000288	16	Bolt M8×55-8.8-ZnD GB/T 5789
15	101040043077	1	Rail, upper
16	101072043021	1	Plate
17	215010000287	1	Bolt M8×50-8.8-ZnD GB/T 5789
18	209020000007	4	Safety pin
19	101040043085	1	Rail, lower
20	215030000080	2	Nut M14-8-ZnD GB/T 6184
21	215020000226	16	Screw M8×20-8.8-ZnD GB/T 70.3
22	215020000239	2	Screw M8×110-8.8-ZnD GB/T 70.1
23	101040040060	1	Pin
24	101072043014	1	Bracket
25	215030000107	4	Nut M6-8-ZnD GB/T 6183.1
26	101072043020	1	Plate, bending
27	101014040046	1	Bracket
28	215010000263	2	Bolt M8×16-10.9-DKL GB/T 5789
29	101014043005	22	Rubber choke plug
30	101016040136	4	Wear pad
31	101040040066	1	Pedal
32	101040043146	1	Wear pad, upper
33	101040043086	2	Rail
34	215030000029	1	Nut M12-8-ZnD GB/T 6184
35	101040043067	1	Extended platform
36	101072043015	1	Bracket, roller
37	215010000223	2	Bolt M14×155-8.8-ZnD GB/T 5782

No.	Part No.	Qty.	Description
38	101040043074	2	Rail, lower
39	209030003005	1	Bolt M8
40	215020000010	4	Screw M6×12-A2-70 GB/T 70.1
41	101039040013	1	Bracket, roller
42	216070000001	1	Manual storage container
43	101040043145	1	Wear pad, upper
44	215010000230	4	Bolt M6×16-8.8-ZnD GB/T 5789
45	101040040062	1	Spring
46	101039040015	4	Roller
47	101040043087	1	Latch installation

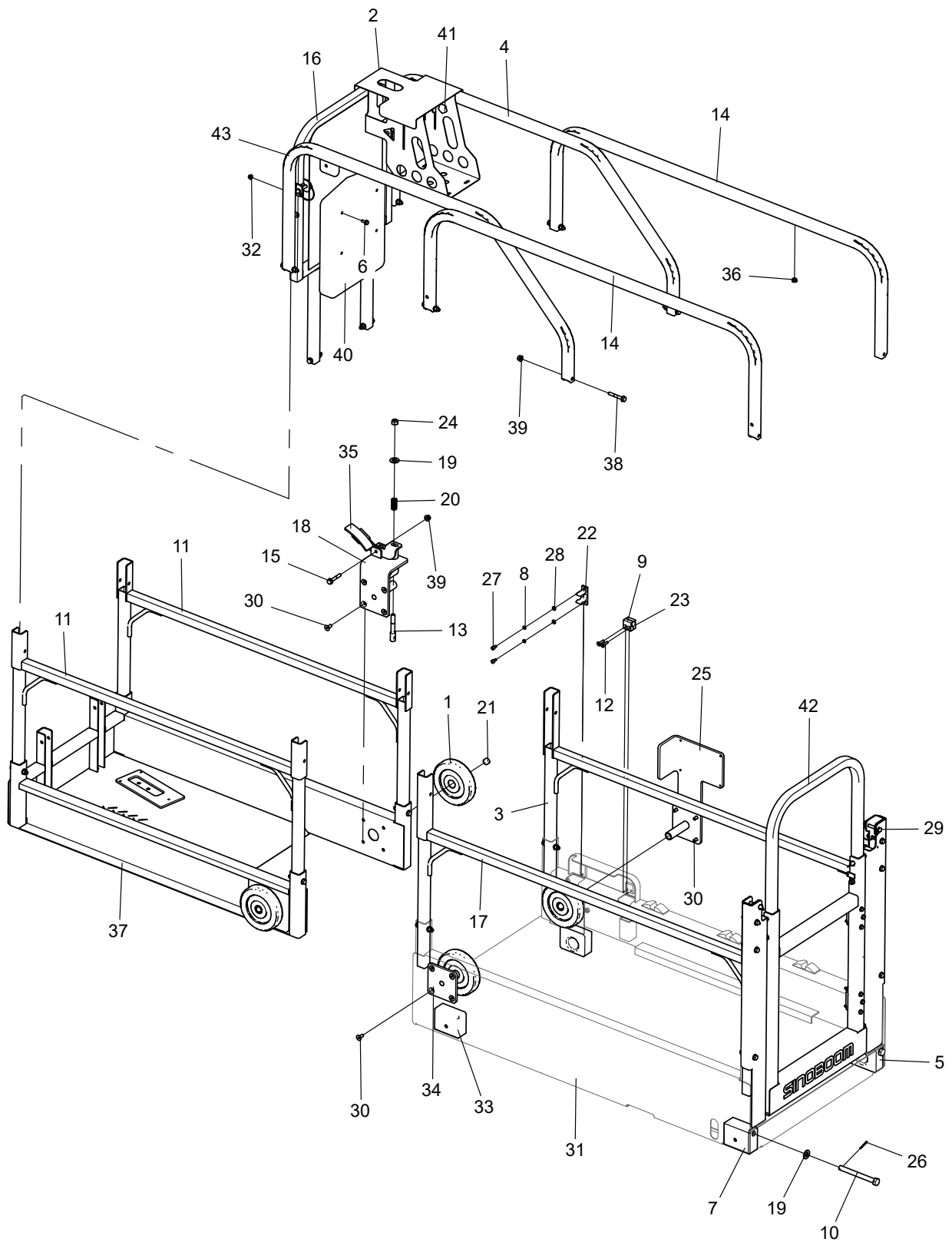
3.2.2 PLATFORM ENTRY GATE INSTALLATION (BASIC SPECS AND CHINESE SPECS)



No.	Part No.	Qty.	Description
1	101012040056	1	Lock
2	215030000108	7	Nut M8-8-ZnD GB/T 6183.1
3	215030000025	12	Nut M6-8-A2-70 GB/T 889.1
4	215010000288	6	Bolt M8×55-8.8-ZnD GB/T 5789
5	101015040007	2	Hinge assembly
6	101019040001	1	Spring
7	101040043088	1	Cover
8	101040043092	1	Cover
9	101040043093	1	Rail
10	101040043094	1	Entry gate
11	209020000007	2	Safety pin
12	215010000285	6	Bolt M6×60-8.8-ZnD GB/T 5789
13	215010000231	6	Bolt M6×20-8.8-ZnD GB/T 5789
14	215010000235	2	Bolt M8×25-8.8-ZnD GB/T 5789
15	215010000257	1	Bolt M8×45-8.8-ZnD GB/T 5789

3.3 PLATFORM ASSEMBLY (JAPANESE SPECS)

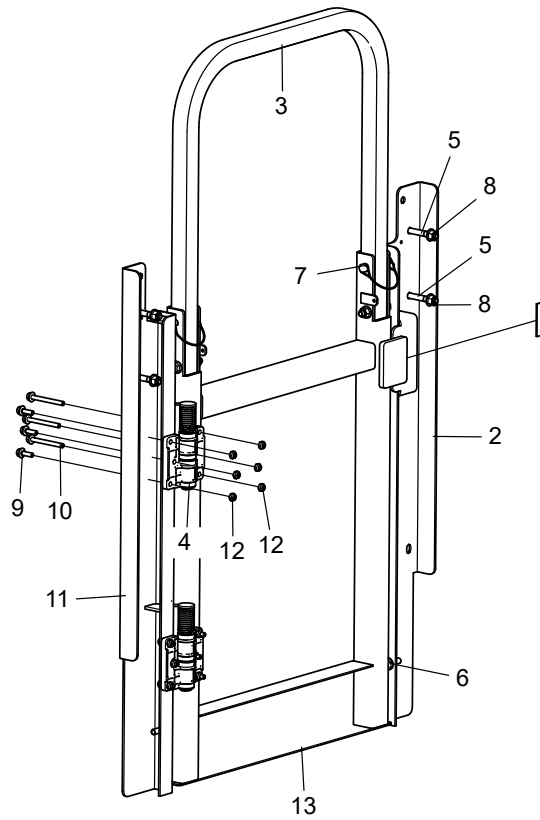
3.3.1 PLATFORM ASSEMBLY INSTALLATION (JAPANESE SPECS)



No.	Part No.	Qty.	Description
1	101039040015	4	Roller
2	101014040046	1	Bracket
3	101040043085	1	Rail, lower
4	101040043078	1	Rail, upper
5	101040043146	1	Wear pad, upper
6	215010000230	4	Bolt M6×16-8.8-ZnD GB/T 5789
7	101040043145	1	Wear pad, upper
8	215040000004	2	Washer 6-A2-70 GB/T 93
9	101040040069	1	Nylon block
10	215010000224	2	Bolt M14×140-8.8-DKL GB/T31.1
11	101040043074	2	Rail, lower
12	215020000230	2	Screw M6×25-A2-70 GB/T 70.3
13	101040040060	1	Pin
14	101040043086	2	Rail
15	215010000287	1	Bolt M8×50-8.8-ZnD GB/T 5789
16	101040043071	1	Rail, front
17	101040043080	1	Rail, lower
18	101039040013	1	Bracket, roller
19	215040000119	3	Washer 14-200HV-ZnD GB/T 97.1
20	101040040062	1	Spring
21	101016040136	4	Wear pad
22	101040040071	1	Clamp
23	101040040070	1	Nylon block
24	215030000029	1	Nut M12-8-ZnD GB/T 6184
25	101056043091	1	Bracket
26	215060000004	2	Pin 3.2×25-ZnD GB/T 91
27	215020000010	2	Screw M6×12-A2-70 GB/T 70.1
28	215040000033	2	Washer 6-A2 GB/T 97.1
29	209020000007	4	Safety pin
30	215020000226	16	Screw M8×20-8.8-ZnD GB/T 70.3
31	101040043055	1	Stationary platform
32	215030000107	4	Nut M6-8-ZnD GB/T 6183.1
33	101040043144	2	Wear pad, upper
34	101039040024	2	Bracket, roller
35	101040040066	1	Pedal
36	101014043005	22	Rubber choke plug
37	101040043100	1	Extended platform

No.	Part No.	Qty.	Description
38	215010000288	16	Bolt M8×55-8.8-ZnD GB/T 5789
39	215030000108	17	Nut M8-8-ZnD GB/T 6183.1
40	216070000001	1	Manual storage container
41	209030003005	1	Bolt M8
42	101040043109	1	Latch installation
43	101040043077	1	Rail, upper

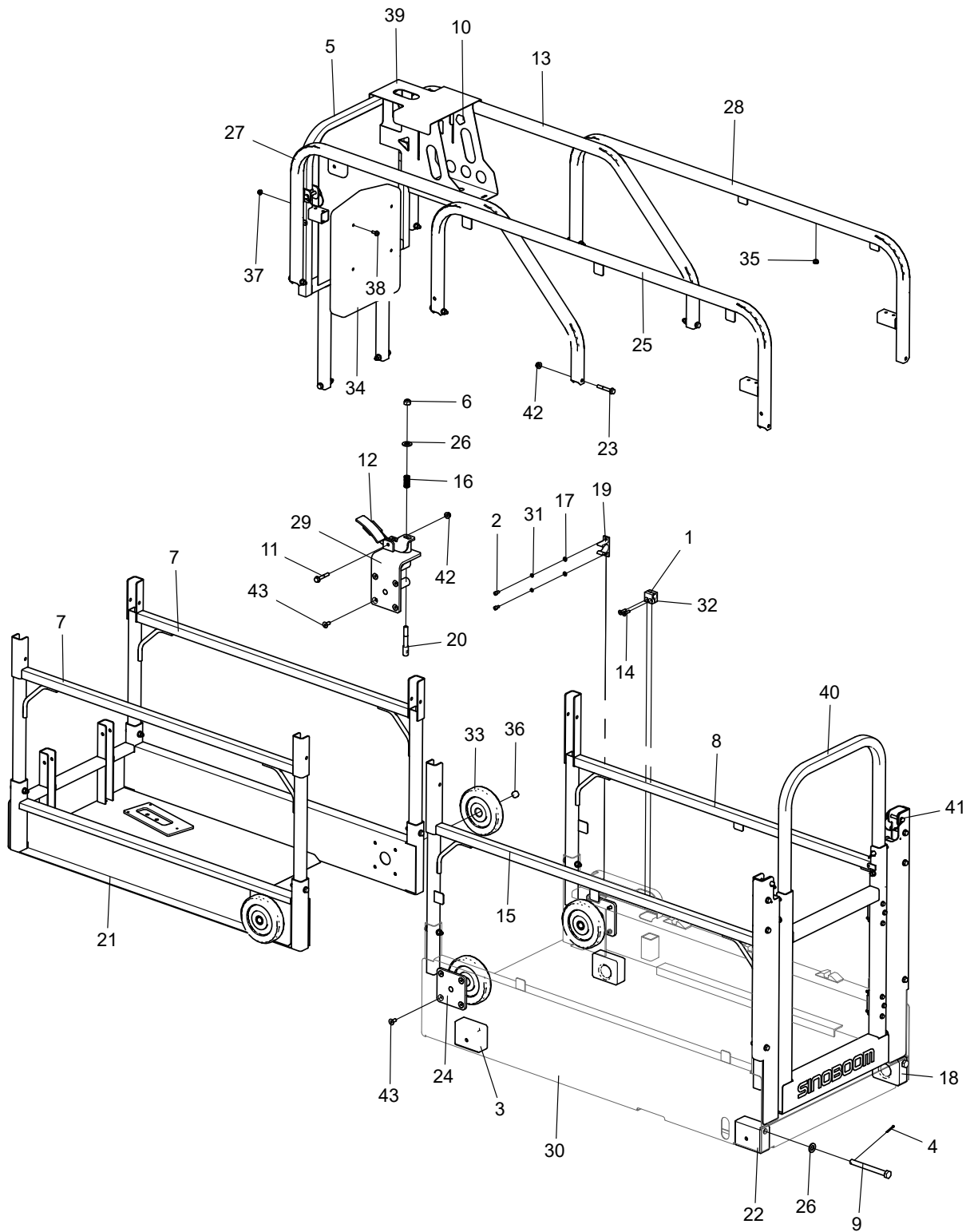
3.3.2 PLATFORM ENTRY GATE INSTALLATION (KOREAN SPECS AND JAPANESE SPECS)



No.	Part No.	Qty.	Description
1	21603000022	1	Adhesive magnet
2	101040043092	1	Cover
3	101040043093	1	Rail
4	101015040007	2	Hinge assembly
5	215010000288	6	Bolt M8×55-8.8-ZnD GB/T 5789
6	215010000235	2	Bolt M8×25-8.8-ZnD GB/T 5789
7	209020000007	2	Safety pin
8	215030000108	6	Nut M8-8-ZnD GB/T 6183.1
9	215010000231	6	Bolt M6×20-8.8-ZnD GB/T 5789
10	215010000285	6	Bolt M6×60-8.8-ZnD GB/T 5789
11	101040043088	1	Cover
12	215030000025	12	Nut M6-8-A2-70 GB/T 889.1
13	101040043111	1	Entry gate

3.4 PLATFORM ASSEMBLY (KOREAN SPECS)

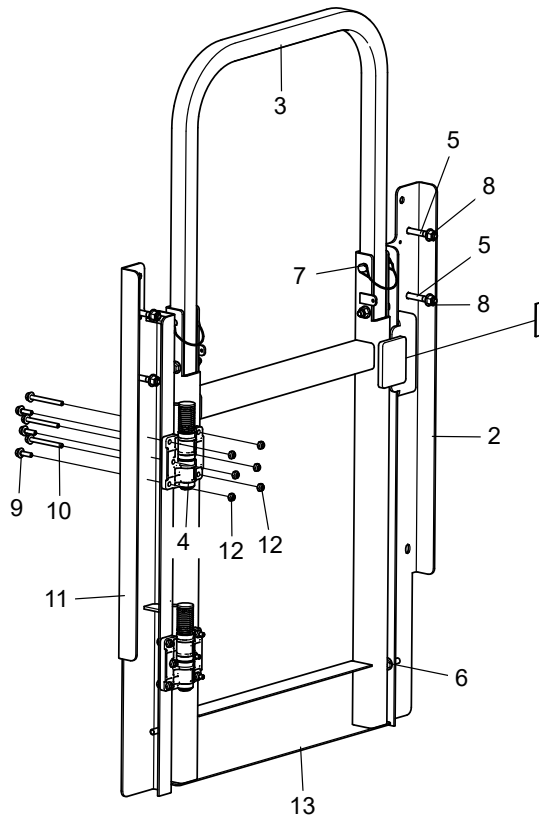
3.4.1 PLATFORM ASSEMBLY INSTALLATION (KOREAN SPECS)



No.	Part No.	Qty.	Description
1	101040040069	1	Nylon block
2	215020000010	2	Screw M6×12-A2-70 GB/T 70.1
3	101040043144	2	Wear pad, upper
4	215060000004	2	Pin 3.2×25-ZnD GB/T 91
5	101040043127	1	Rail, front
6	215030000029	1	Nut M12-8-ZnD GB/T 6184
7	101040043074	2	Rail, lower
8	101040043128	1	Rail, lower
9	215010000224	2	Bolt M14×140-8.8-DKL GB/T31.1
10	209030003005	1	Bolt M8
11	215010000287	1	Bolt M8×50-8.8-ZnD GB/T 5789
12	101040040066	1	Pedal
13	101040043078	1	Rail, upper
14	215020000230	2	Screw M6×25-A2-70 GB/T 70.3
15	101040043129	1	Rail, lower
16	101040040062	1	Spring
17	215040000033	2	Washer 6-A2 GB/T 97.1
18	101040043146	1	Wear pad, upper
19	101040040071	1	Clamp
20	101040040060	1	Pin
21	101040043100	1	Extended platform
22	101040043145	1	Wear pad, upper
23	215010000288	16	Bolt M8×55-8.8-ZnD GB/T 5789
24	101039040024	3	Bracket, roller
25	101040043131	1	Rail, upper
26	215040000119	3	Washer 14-200HV-ZnD GB/T 97.1
27	101040043077	1	Rail, upper
28	101040043130	1	Rail, upper
29	101039040013	1	Bracket, roller
30	101040043126	1	Stationary platform
31	215040000004	2	Washer 6-A2-70 GB/T 93
32	101040040070	1	Nylon block
33	101039040015	4	Roller
34	216070000001	1	Manual storage container
35	101014043005	22	Rubber choke plug
36	101016040136	4	Wear pad
37	215030000107	4	Nut M6-8-ZnD GB/T 6183.1

No.	Part No.	Qty.	Description
38	215010000230	4	Bolt M6×16-8.8-ZnD GB/T 5789
39	101014040046	1	Bracket
40	101040043109	1	Latch installation
41	209020000007	4	Safety pin
42	215030000108	17	Nut M8-8-ZnD GB/T 6183.1
43	215020000226	16	Screw M8×20-8.8-ZnD GB/T 70.3

3.4.2 PLATFORM ENTRY GATE INSTALLATION (KOREAN SPECS AND JAPANESE SPECS)

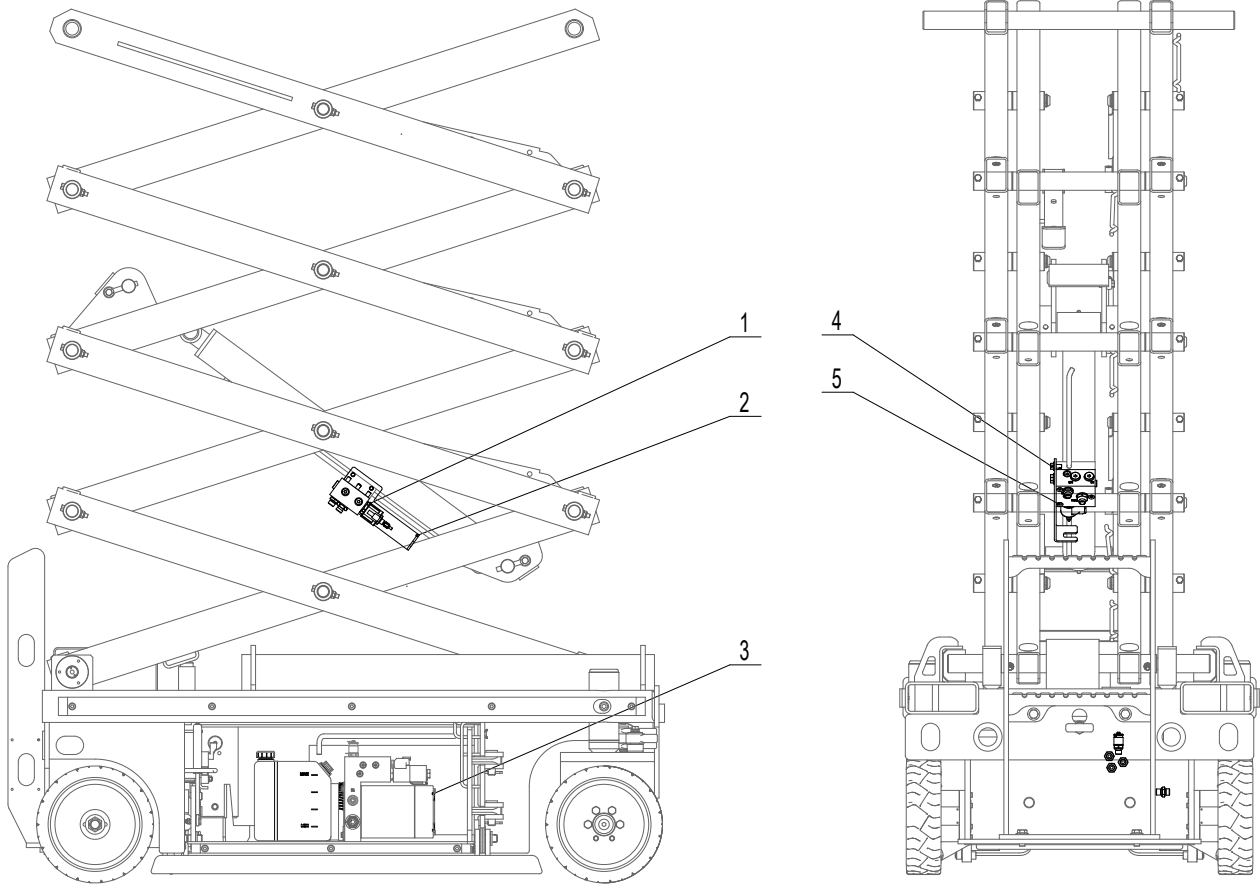


No.	Part No.	Qty.	Description
1	21603000022	1	Adhesive magnet
2	101040043092	1	Cover
3	101040043093	1	Rail
4	101015040007	2	Hinge assembly
5	215010000288	6	Bolt M8×55-8.8-ZnD GB/T 5789
6	215010000235	2	Bolt M8×25-8.8-ZnD GB/T 5789
7	209020000007	2	Safety pin
8	215030000108	6	Nut M8-8-ZnD GB/T 6183.1
9	215010000231	6	Bolt M6×20-8.8-ZnD GB/T 5789
10	215010000285	6	Bolt M6×60-8.8-ZnD GB/T 5789
11	101040043088	1	Cover
12	215030000025	12	Nut M6-8-A2-70 GB/T 889.1
13	101040043111	1	Entry gate

This Page Intentionally Left Blank

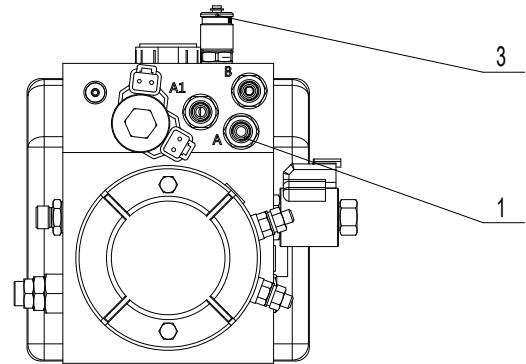
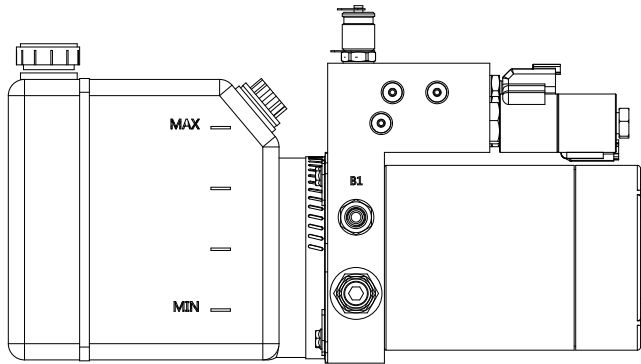
4 HYDRAULIC SYSTEM

4.1 HYDRAULIC COMPONENTS INSTALLATION



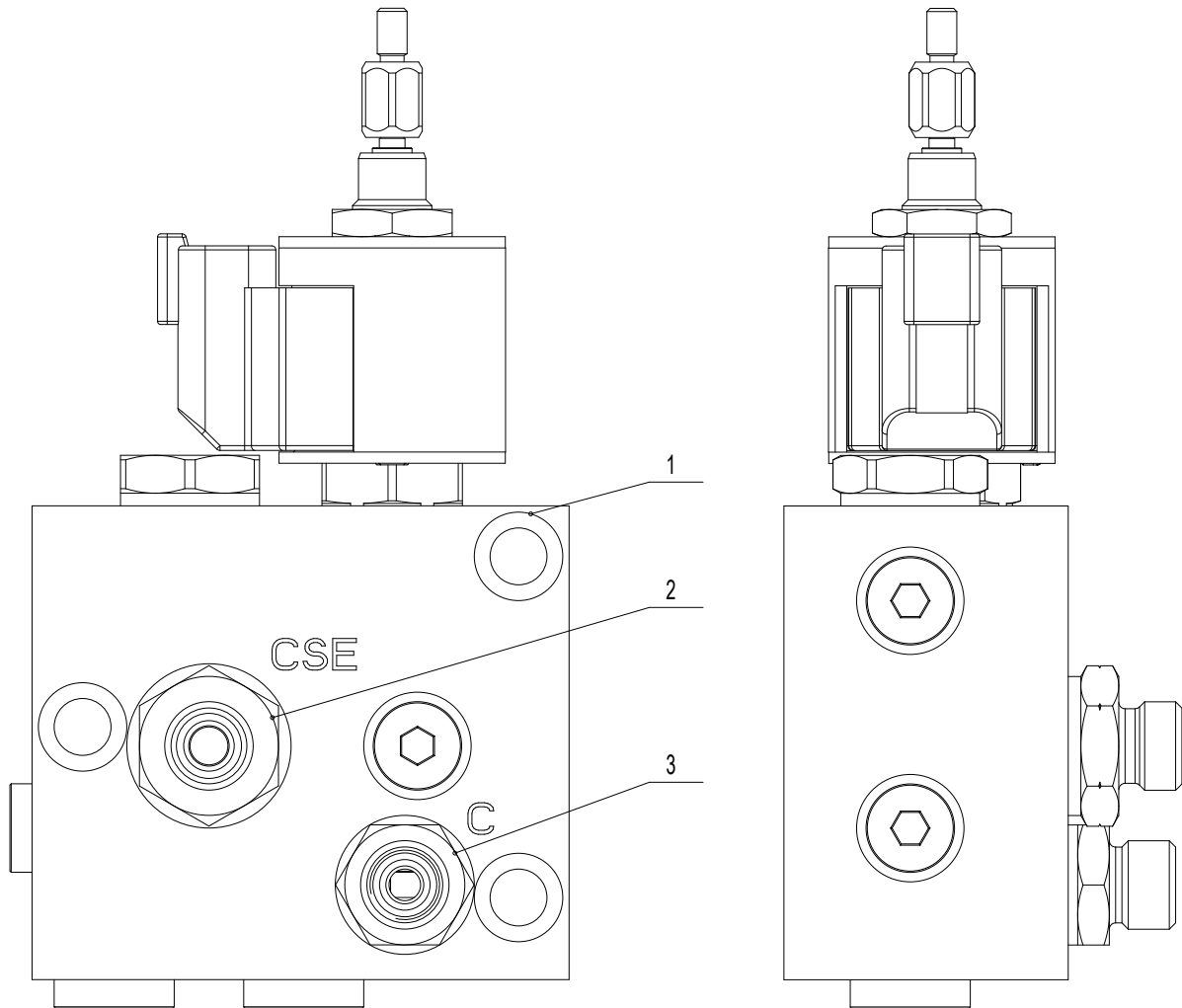
No.	Part No.	Qty.	Description
1	101072053007	1	Lift control valve & fittings installation
2	101040050007	1	Bracket
3	101072053006	1	Power unit & fittings installation
4	215010000286	3	Bolt M8×16-8.8-ZnD GB/T 5789
5	215020000031	3	Screw M8×45-10.9-DKL GB/T 70.1

4.2 POWER UNIT AND FITTINGS INSTALLATION



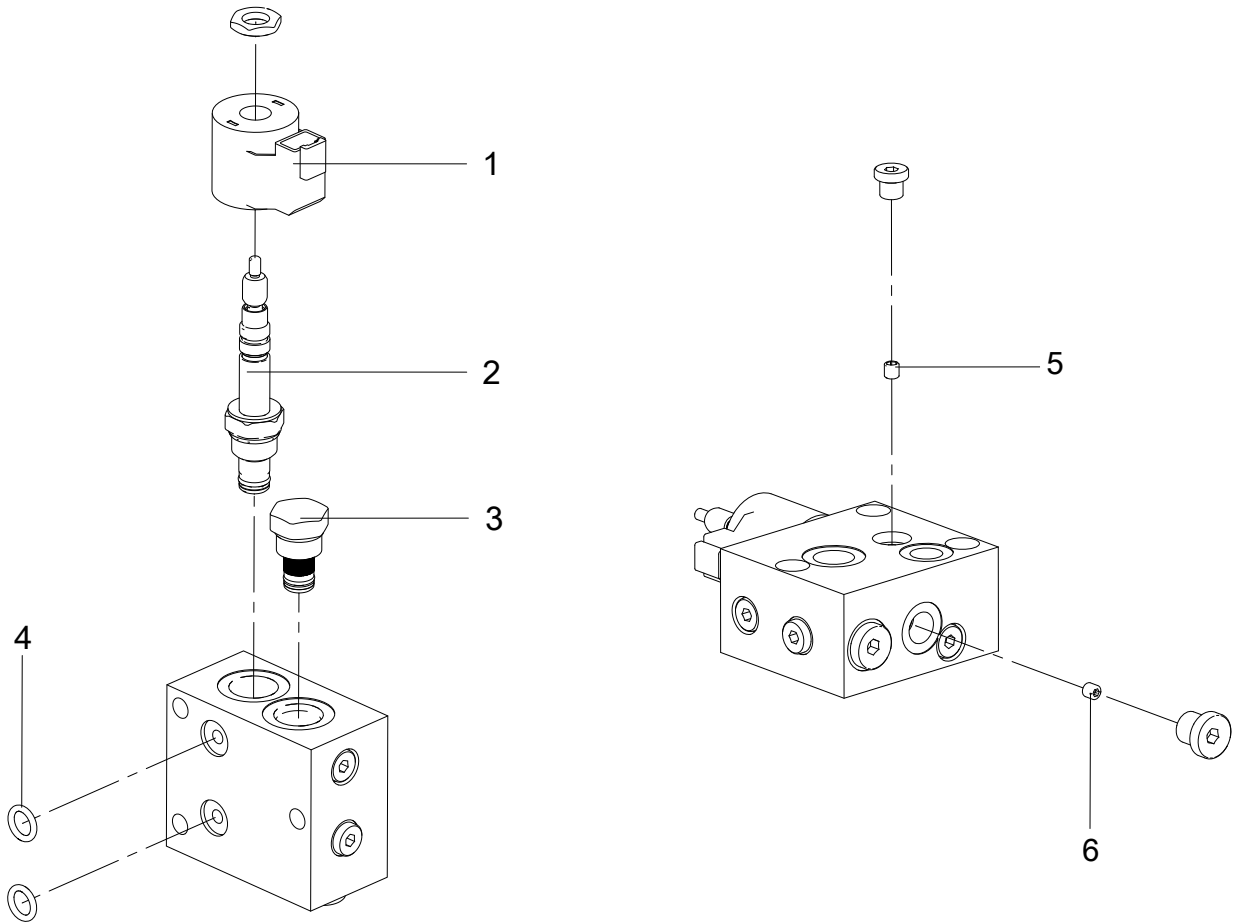
No.	Part No.	Qty.	Description
1	21301000007	4	Coupler
2	21301000010	1	Coupler

4.3 LIFT CONTROL VALVE AND FITTINGS INSTALLATION



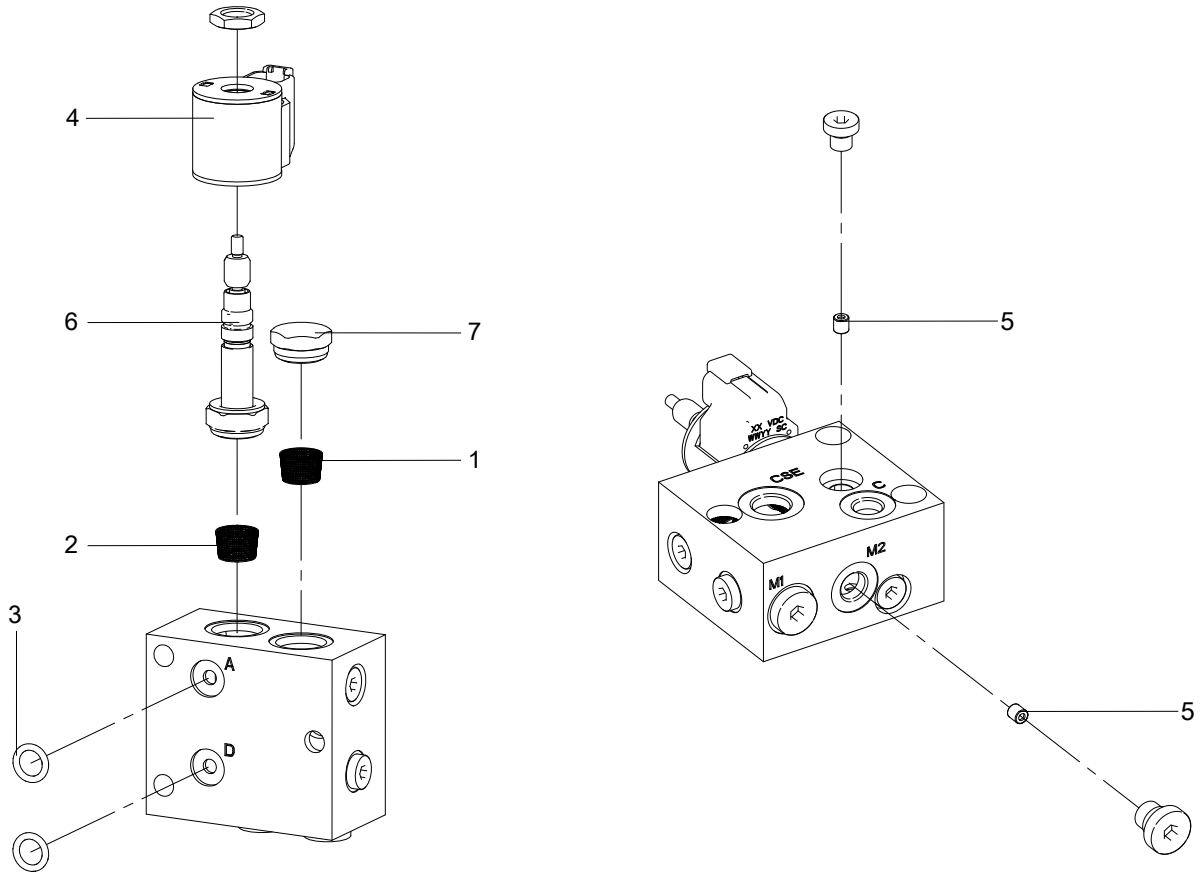
No.	Part No.	Qty.	Description
1	101072053016		Lift control valve options
1-1	202040000305	1	Lift control valve(for Lead-acid Battery)
1-2	202040003330	1	Lift control manifold(for Lithium Battery , 1000176)
1-3	202040003321	1	Lift control manifold(for Lithium Battery , 1000282)
2	213010003146	1	Coupler
3	213010000007	1	Coupler

4.4 LIFT CONTROL VALVE (PN.202040000305)-1000282



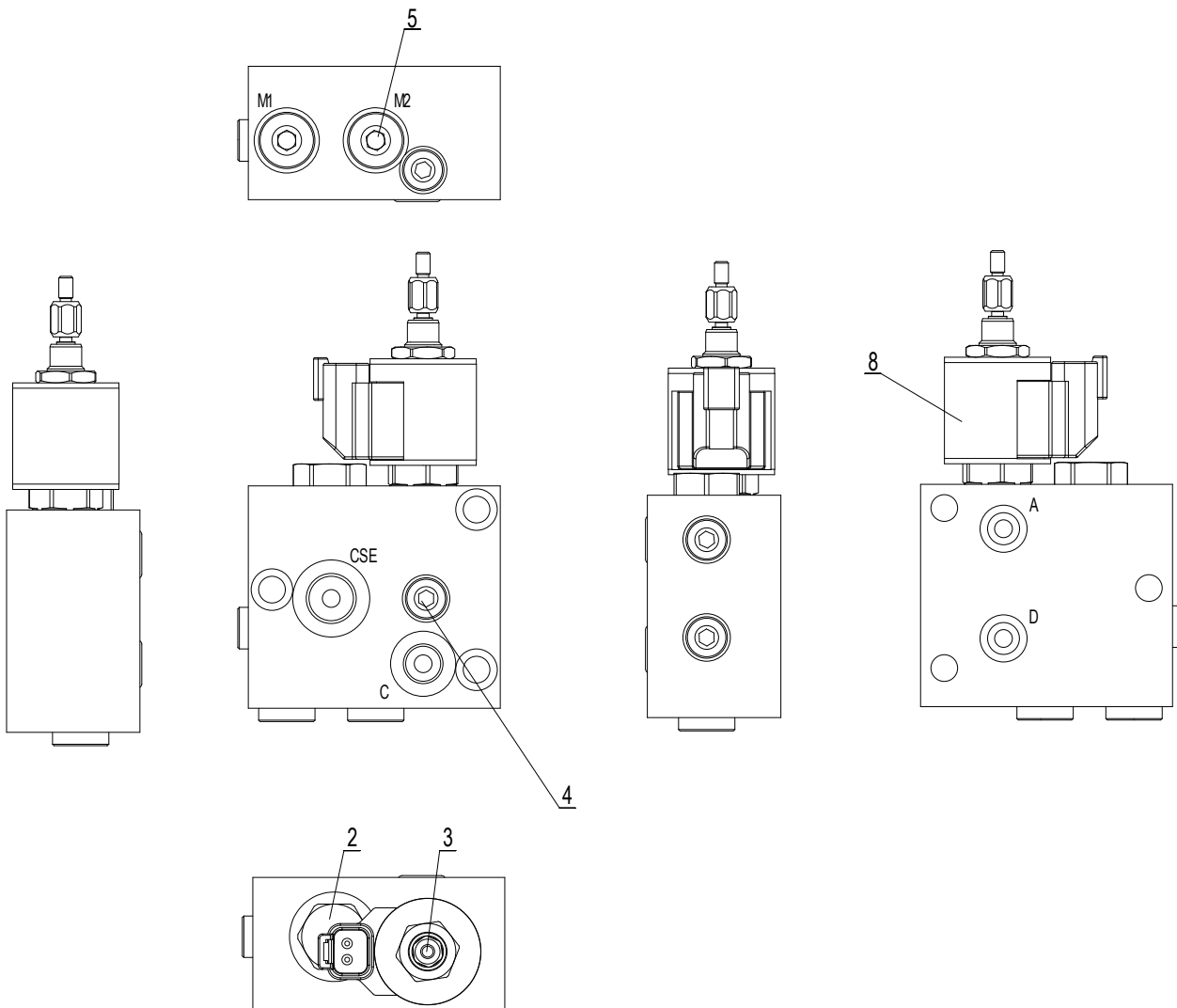
No.	Part No.	Qty.	Description
1	202990003019	1	Coil
2	202990003023	1	Check valve (with screen)
3	202990003020	1	Solenoid valve(with screen)
4	207040003003	2	O-ring
5	202130000002	1	Plug
6	202130000007	1	Damper plug

4.5 LIFT CONTROL VALVE (PN.202040000305)-1000176



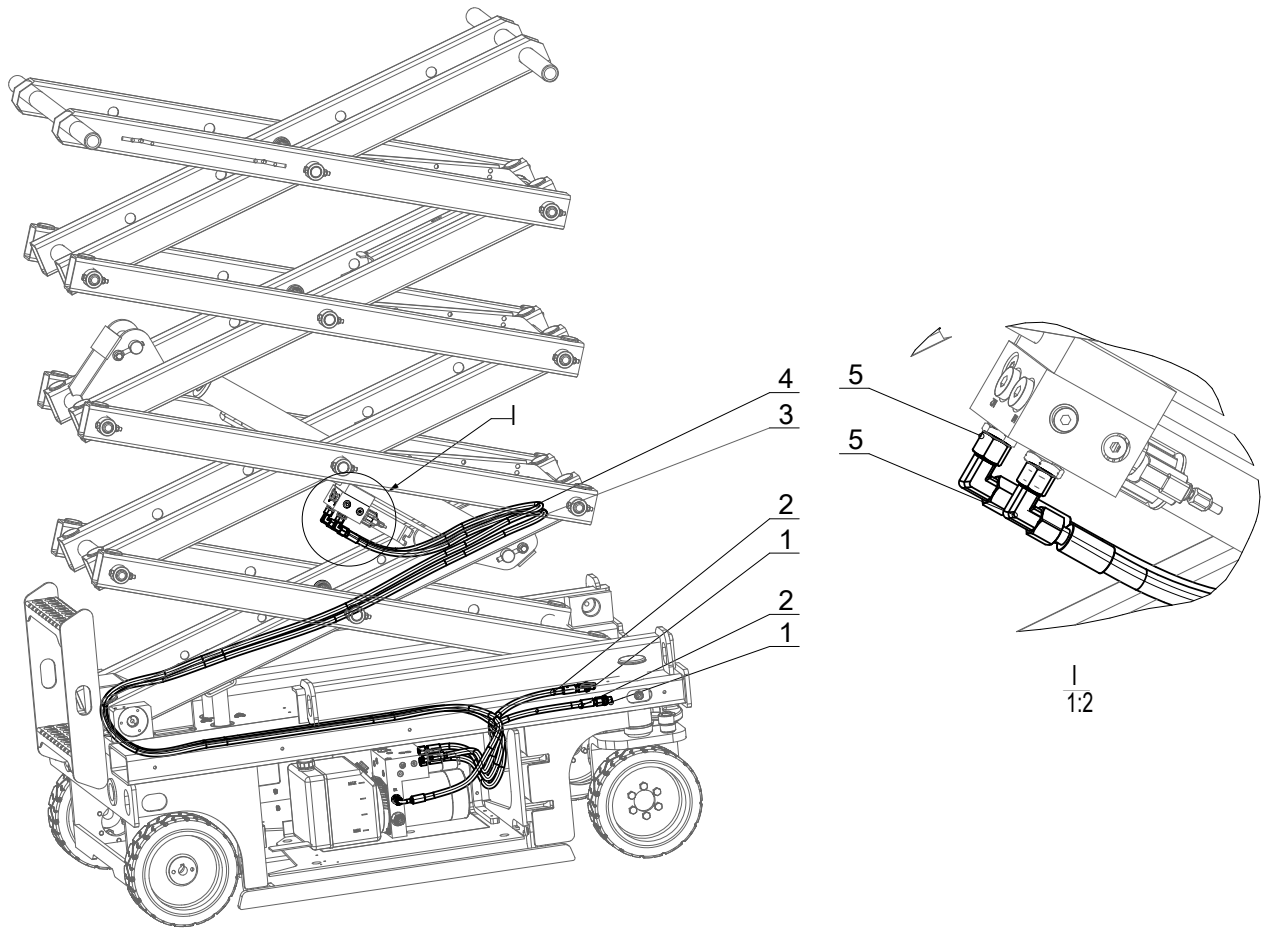
No.	Part No.	Qty.	Description
	202040000305	1	Lift control valve
1	202080003008	1	Filter screen
2	202080003007	1	Filter screen
3	207040003003	2	O-ring
4	202990000039	1	Coil
5	202130000007	2	Damper plug
6	202990000031	1	Solenoid valve spool, lower lifting
7	202990003071	1	Check valve

4.6 LIFT CONTROL VALVE (PN.202040003321)



No.	Part No.	Qty.	Description
2	202990003023	1	Check valve (with screen)
3	202990003020	1	Solenoid valve(with screen)
4	202130000009	1	Plug
5	202130000007	1	Damper plug
8	202990003117	1	Coil

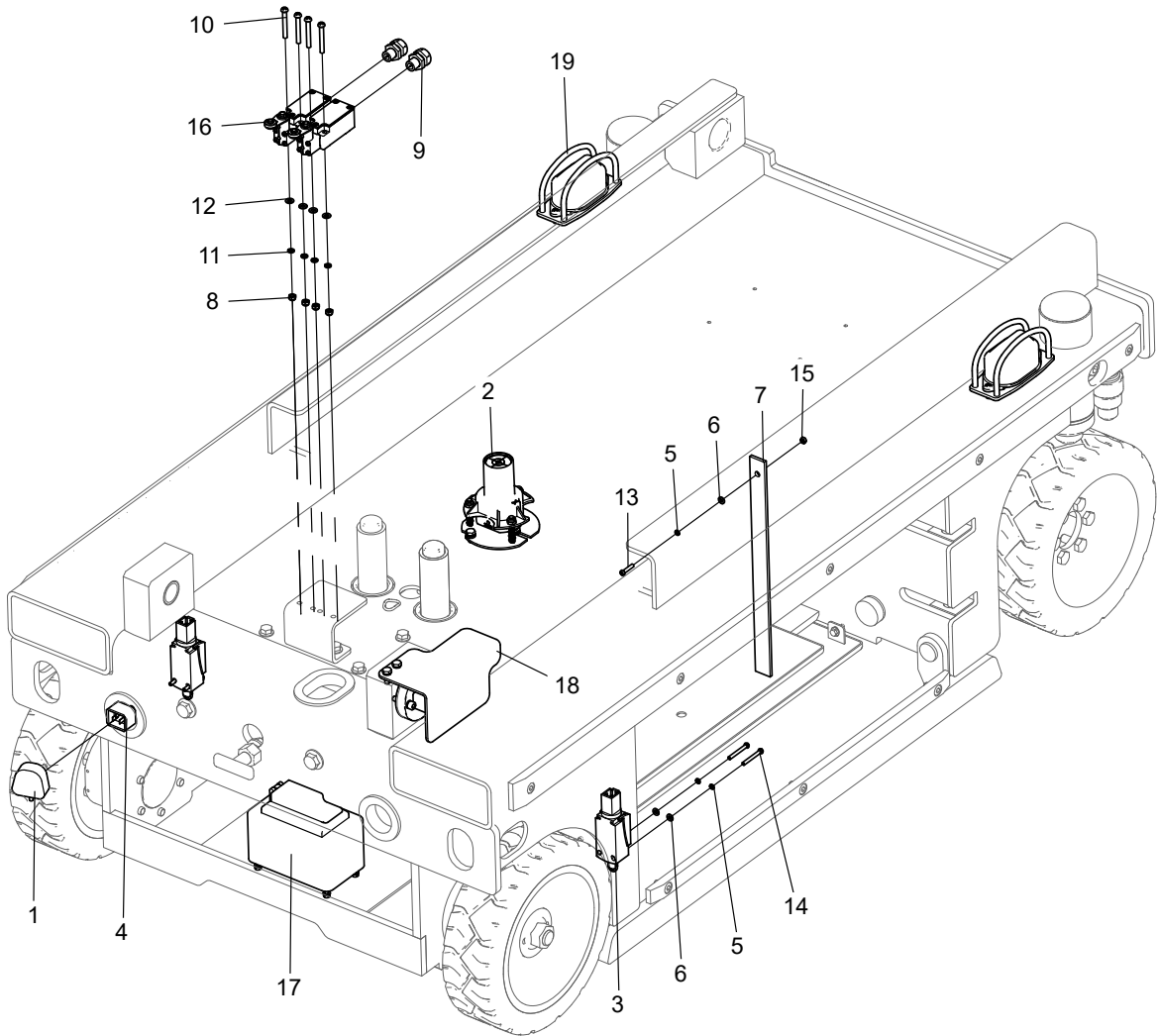
4.7 HYDRAULIC TUBES LAYOUT



No.	Part No.	Qty.	Description
1	21301000007	2	Coupler
2	213050003311	2	Hose
3	213050012272	1	Hose
4	213050012273	1	Hose
5	21301000024	1	Coupler

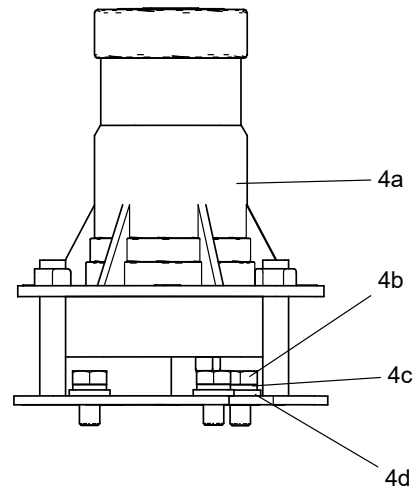
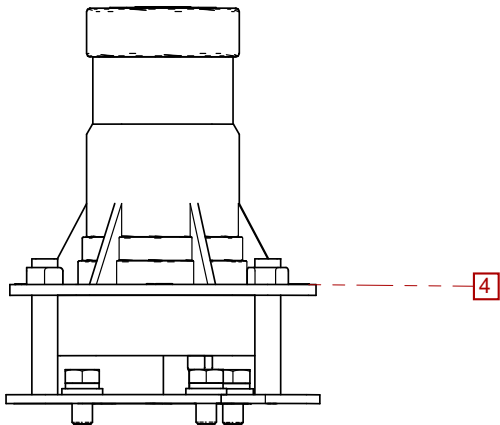
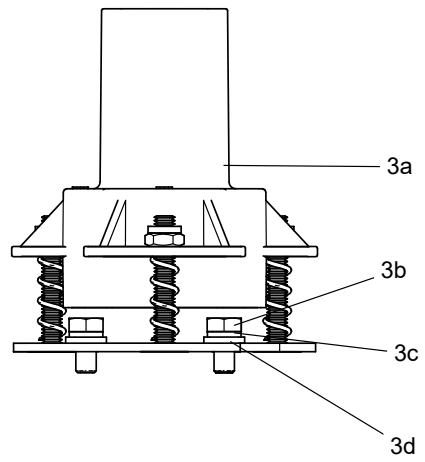
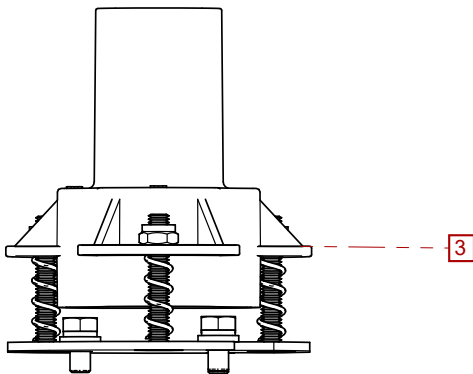
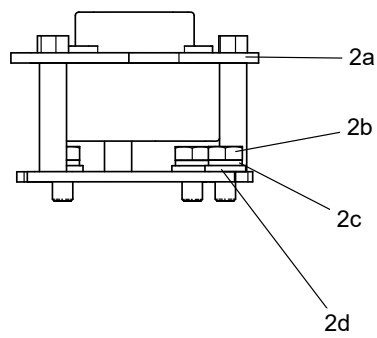
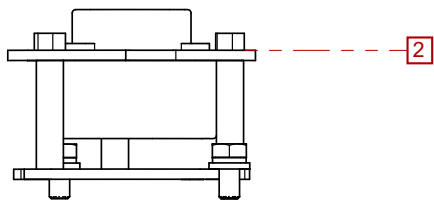
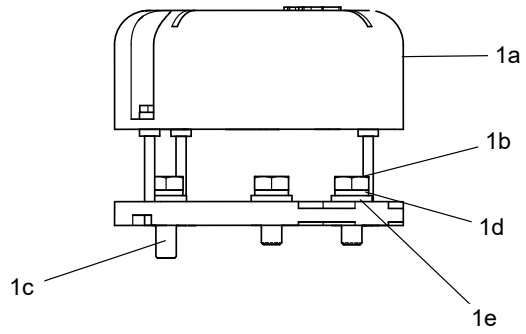
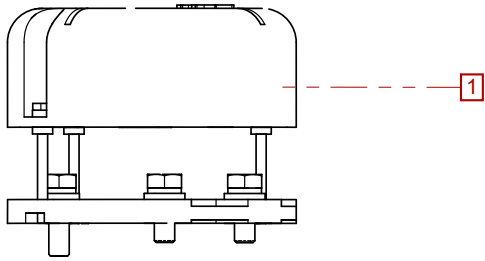
5 ELECTRICAL SYSTEM

5.1 CHASSIS ELECTRICAL COMPONENTS INSTALLATION



No.	Part No.	Qty.	Description
1	101055063023		Charger cord and plug options
2	101040063043		Horizontal switch selection
3	101058063003		Options, Limit switch, Pothole protection
3-1	203060003031	2	Travel switch(XCKP2102P16)
3-2	203060003030	2	Travel switch(XCKP2102D44)
4	101055063030		Options, 3 pins plug
4-1	203080003071	1	Male and female connector butted line(0.3m)
4-2	203080000464	1	Black power cable(2.9m)
5	215040000002	5	Washer 4-A2-70 GB/T 93
6	215040000031	5	Washer 4-A2 GB/T 97.1
7	203160000004	1	Rubber conductive band
8	215030000091	4	Nut M5-A2-70 GB/T 6184
9	201990003005	2	Connector, waterproof, nylon
10	215020000215	4	Screw M5×40-A2-70 GB/T 818
11	215040000003	4	Washer 5-A2-70 GB/T 93
12	215040000032	4	Washer 5-A2 GB/T 97.1
13	215020000107	1	Screw M4×20-A2-70 GB/T 818
14	215020000212	4	Screw M4×35-A2-70 GB/T 818
15	215030000002	1	Nut M4-8-A2-70 GB/T 6170
16	203060000108	2	Travel switch
17	101040063012		Options, RCBO
18	101040060015	1	Angle sensor installation
19	101040063008		LED light options

5.2 LEVEL SENSOR OPTIONS

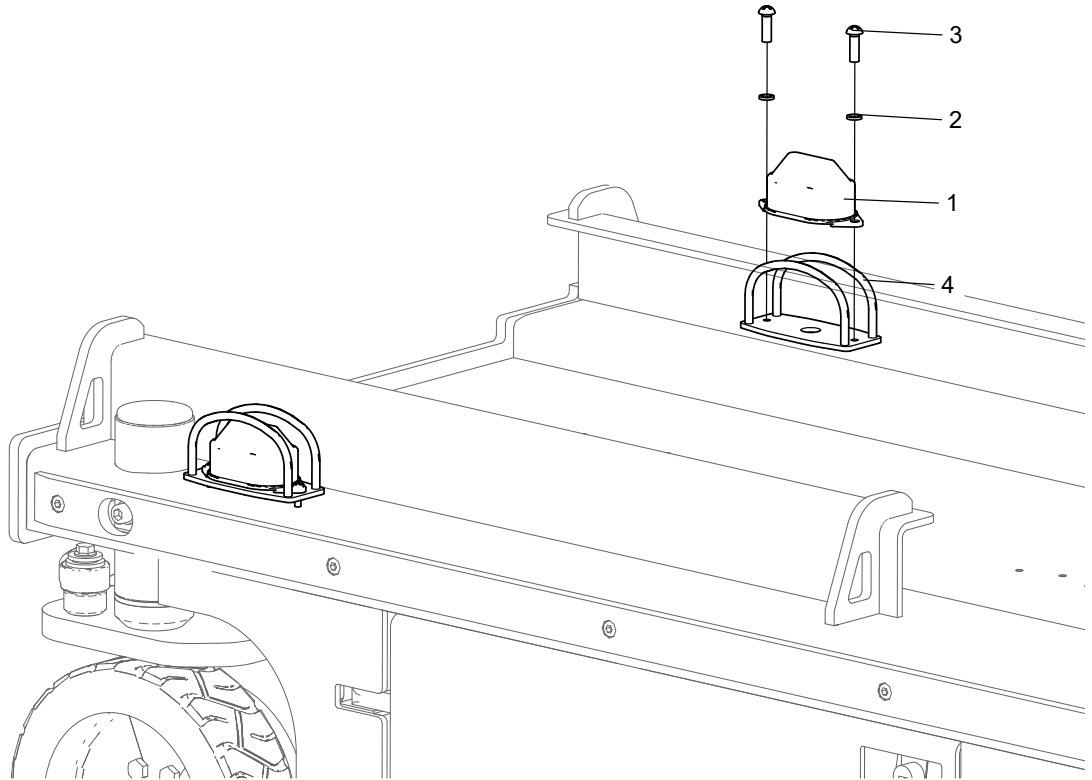


No.	Part No.	Qty.	Description
1	101040063042	1	Level sensor installation(1000154)
1a	203060000076	1	Level switch
1b	215010000050	2	Bolt M6×16-A2-70 GB/T 5783
1c	215010000051	1	Bolt M6×20-A2-70 GB/T 5783
1d	215040000004	3	Washer 6-A2-70 GB/T 93
1e	215040000033	3	Washer 6-A2 GB/T 97.1
2	101040063041	1	Level sensor installation(1000177)
2a	203150000067	1	Level switch
2b	215010000049	3	Bolt M6×12-A2-70 GB/T 5783
2c	215040000004	3	Washer 6-A2-70 GB/T 93
2d	215040000033	3	Washer 6-A2 GB/T 97.1
4	101040063075	1	Level sensor installation(1000135)
4a	203150000036	1	Level switch
4b	215010000049	3	Bolt M6×12-A2-70 GB/T 5783
4c	215040000004	3	Washer 6-A2-70 GB/T 93
4d	215040000033	3	Washer 6-A2 GB/T 97.1
3	101016063112	1	Zhichuan horizontal switch installation(1000167)
3a	203060003142	1	Level switch
3b	215010000049	3	Bolt M6×12-A2-70 GB/T 5783
3c	215040000004	3	Washer 6-A2-70 GB/T 93
3d	215040000033	3	Washer 6-A2 GB/T 97.1

5.3 CHARGER PLUG CORD OPTIONS

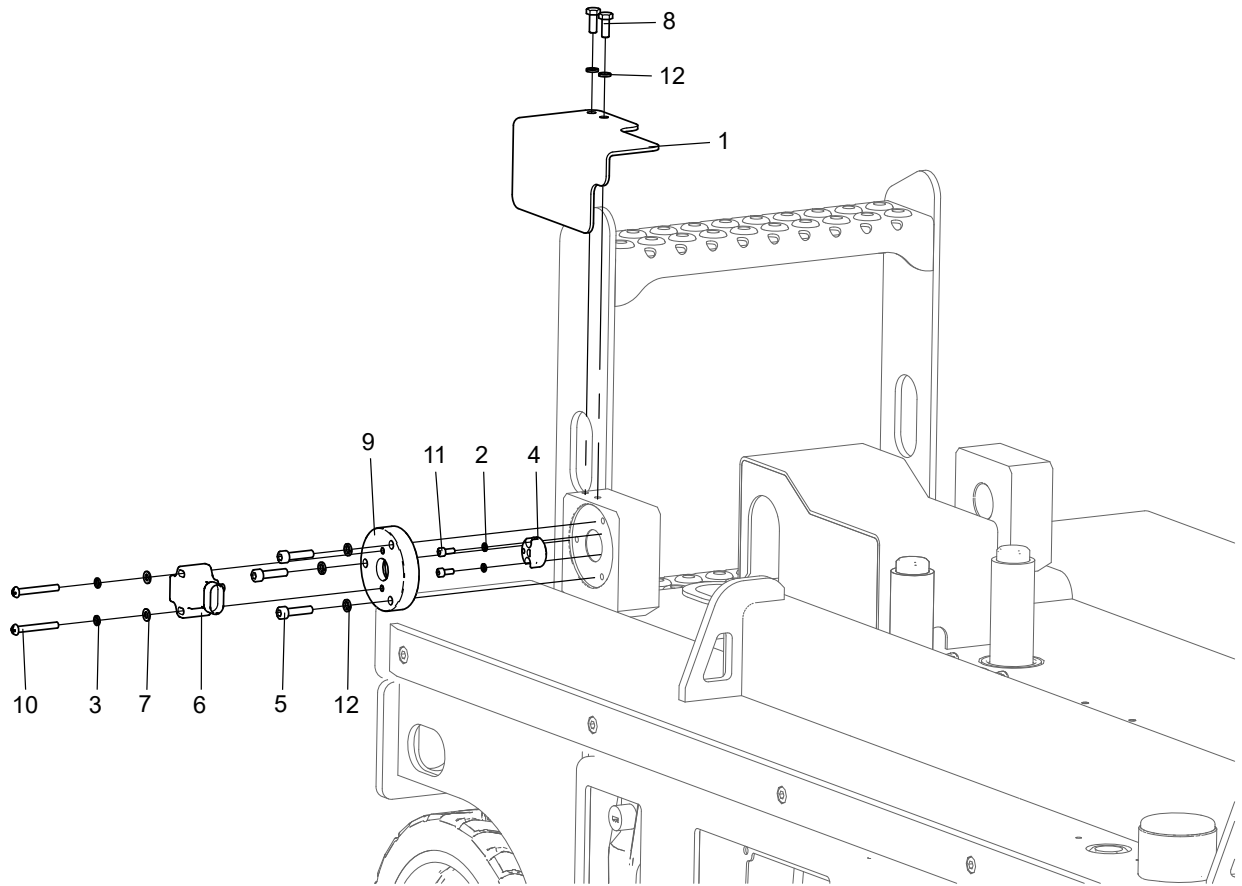
No.	Part No.	Qty.	Description
1	203080000177	1	Charger plug cable(Type E+F, European and Brazilian specs)
2	203080000319	1	Charger plug cable(Type L, South America specs)
3	203080003527	1	Charger plug cable(Japan-RIKEN (915A-125V))
4	203080000175	1	Charger plug cable(Type I, China and Australian specs)
5	203080000173	1	Charger plug cable(Type M, Macao specs)
6	203080000174	1	Charger plug cable(Type J, Swiss specs)
7	203080000630	1	Charger plug cable(Type B, Americag and South America specs)
8	203080003528	1	Charger plug cable(UK)
9	101055063062	1	Charger cord and plug(Australia and New Zealand)
10	203080000178	1	Charger plug cable(Type G, HongKong and Middle East specs)

5.4 LED LIGHT INSTALLATION



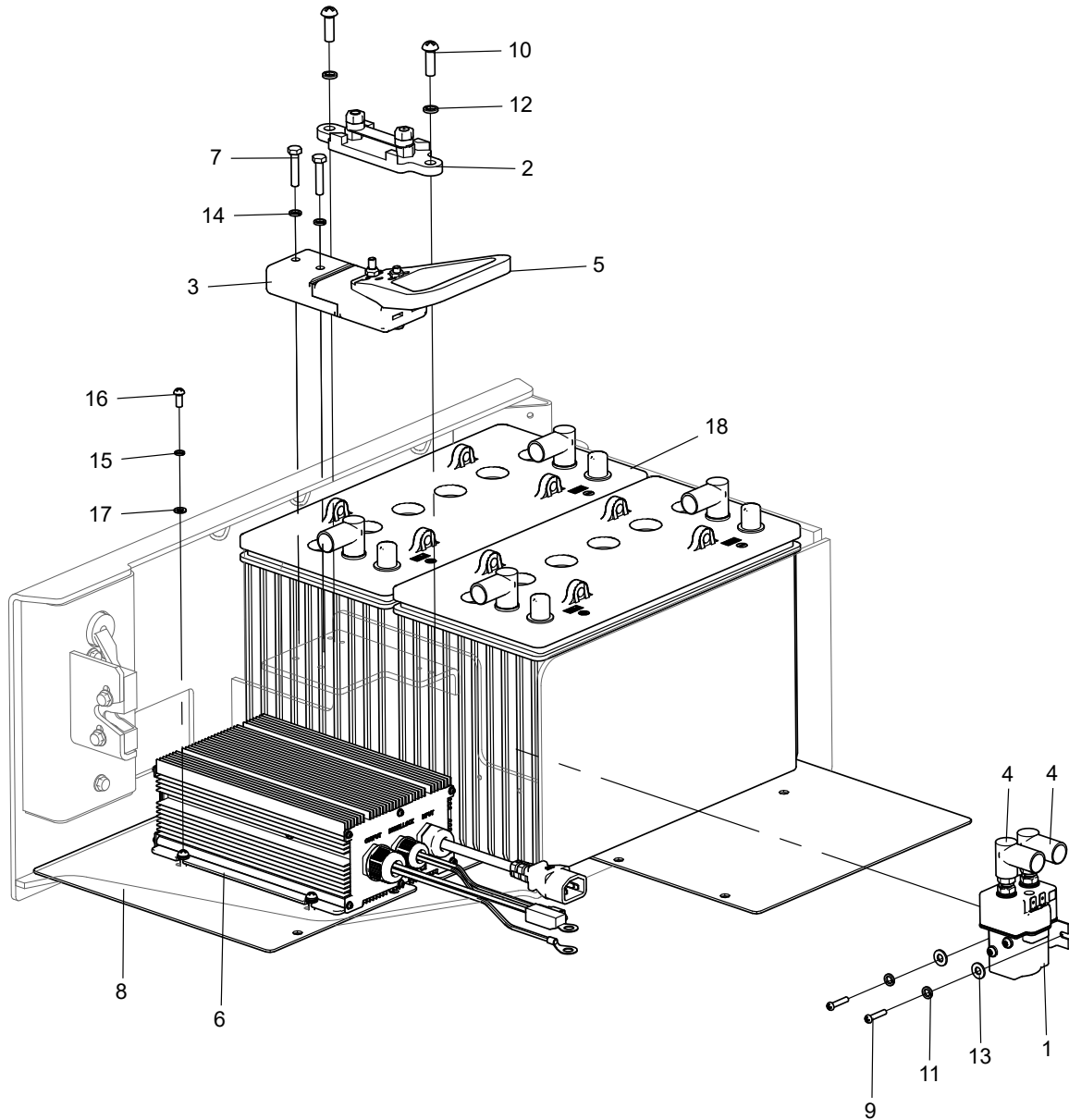
No.	Part No.	Qty.	Description
1	203050000038	2	LED strobe light
2	215040000003	4	Washer 5-A2-70 GB/T 93
3	215020000111	4	Screw M5×16-A2-70 GB/T 818
4	203990000003	2	Dust cover

5.5 ANGLE SENSOR INSTALLATION



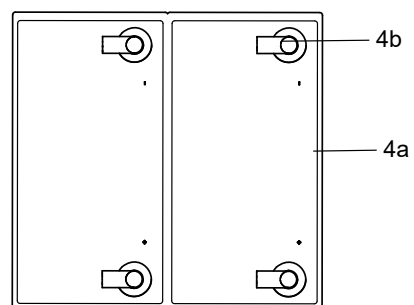
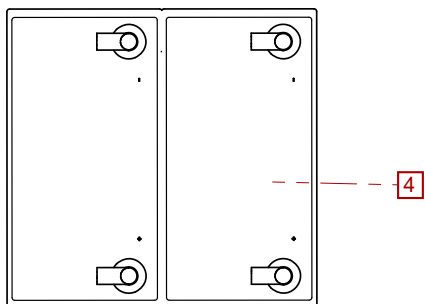
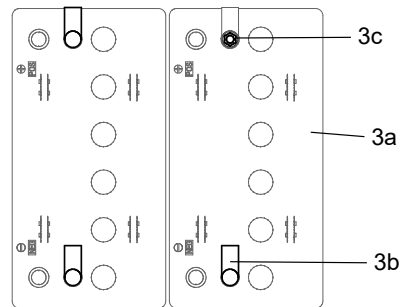
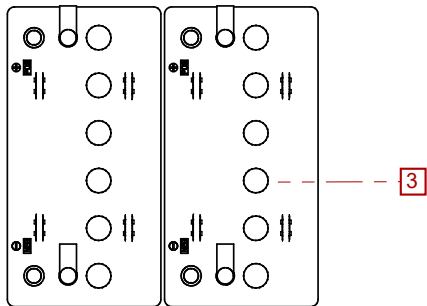
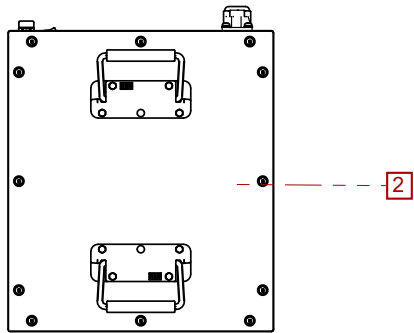
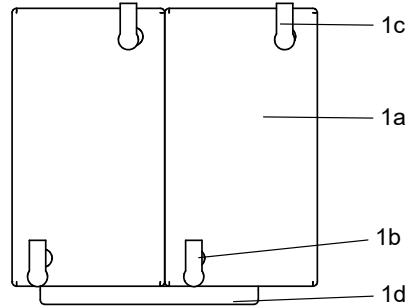
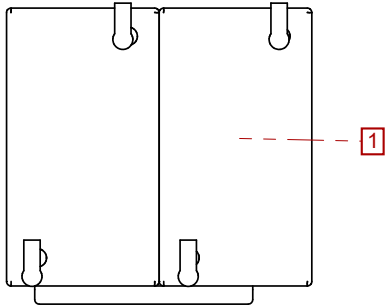
No.	Part No.	Qty.	Description
1	101040030104	1	Plate, bending
2	215040000002	2	Washer 4-A2-70 GB/T 93
3	215040000003	2	Washer 5-A2-70 GB/T 93
4	101016010062	1	Flange
5	215020000013	3	Screw M6×25-A2-70 GB/T 70.1
6	203150000046	1	Angle sensor
7	2150400000032	2	Washer 5-A2 GB/T 97.1
8	2150100000050	2	Bolt M6×16-A2-70 GB/T 5783
9	101032030078	1	Flange
10	215020000215	2	Screw M5×40-A2-70 GB/T 818
11	2150200000001	2	Screw M4×10-A2-70 GB/T 70.1
12	2150400000004	5	Washer 6-A2-70 GB/T 93

5.6 LEFT DOOR ELECTRICAL COMPONENTS INSTALLATION



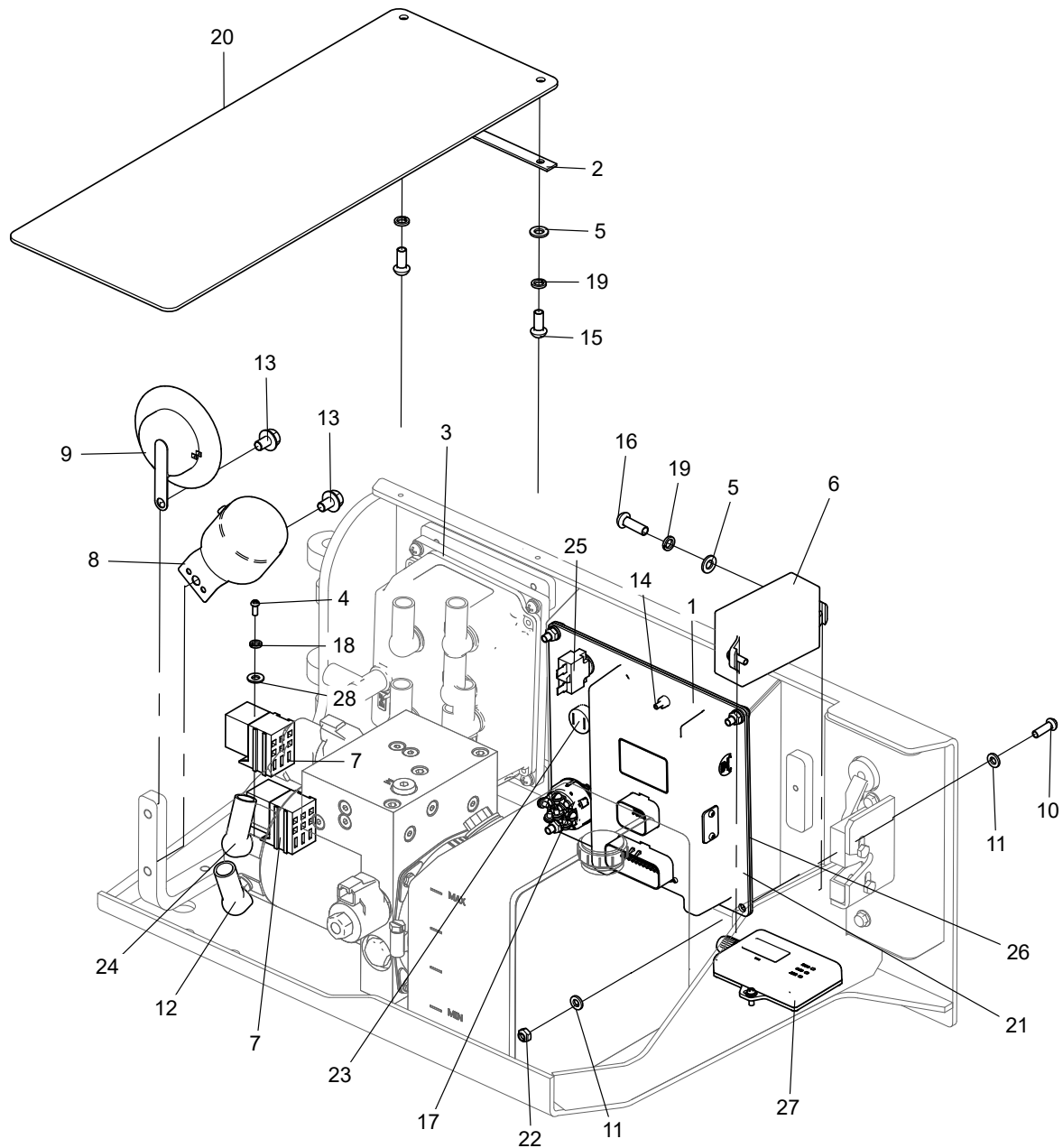
No.	Part No.	Qty.	Description
1	101040063172		Contactor selection
1-1	203040003016	1	Contactor(1000254)
1-2	203040000023	1	Contactor(1000077)
2	203070000043	1	Fuse holder (with 275A fuse)
3	203080000002	1	Power plug
4	203080000004	2	PVC sheath
5	203080000647	1	Power plug and handle assembly
6	101040060019		Charger options
6-1	203100000064	1	Charger(IP65)
6-2	203100003064	1	Charger(Lead acid battery,IP67)
6-3	203100003059	1	Charger(Lithium battery,IP67)
7	215010000053	2	Bolt M6×30-A2-70 GB/T 5783
8	101040033131	1	Board
9	215020000107	2	Screw M4×20-A2-70 GB/T 818
10	215020000111	2	Screw M5×16-A2-70 GB/T 818
11	215040000002	2	Washer 4-A2-70 GB/T 93
12	215040000003	2	Washer 5-A2-70 GB/T 93
13	215040000031	2	Washer 4-A2 GB/T 97.1
14	215040000004	2	Washer 6-A2-70 GB/T 93
15	215040000003	4	Washer 5-A2-70 GB/T 93
16	215020000110	4	Screw M5×12-A2-70 GB/T 818
17	215040000032	4	Washer 5-A2 GB/T 97.1
18	101040060017		Options, Batteries Installation

5.7 BATTERIES INSTALLATION OPTIONS



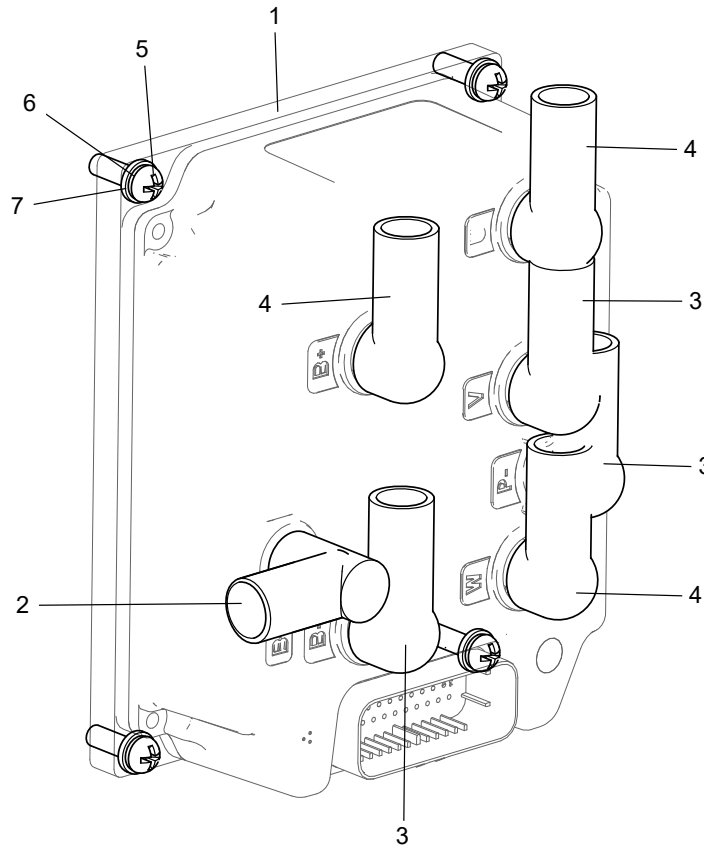
No.	Part No.	Qty.	Description
1	101040060018	1	Battery installation(1000067)
1a	203100000060	2	Battery
1b	203080000572	2	PVC sheath
1c	203080000571	2	PVC sheath
1d	101040030101	1	Baffle plate
2	203100003071	1	Lithium battery(1000178)
3	101040060016	1	Batteries installation
3a	203100000048	2	Battery
3b	203080000004	4	PVC sheath
3c	215080000007	4	Hexagon flange nut 5/16-18UNC-GR8-DKL ASME B18.2.2
4	101079063065	1	Battery installation
4a	203100003091	2	Lead-acid battery(1000817)
4b	203080000004	4	PVC sheath

5.8 RIGHT DOOR ELECTRICAL COMPONENTS INSTALLATION



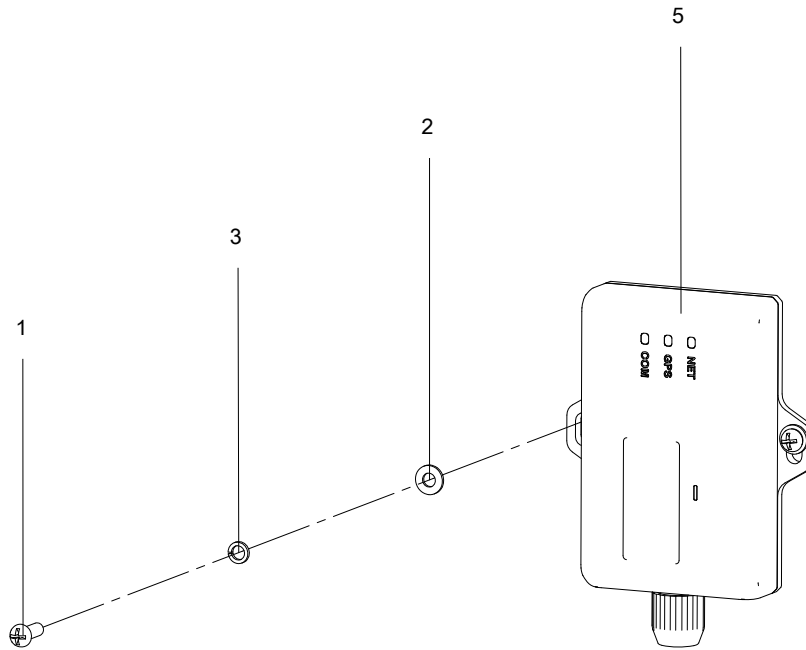
No.	Part No.	Qty.	Description
1	101041063016		Options, Main controller
1-1	203020003029	1	Main controller(SINOBOOM)
1-2	203020003144	1	Main controller(DTC-K500-SN6)
1-3	203020000064	1	Main controller(DTC-K500-SN2)
2	101040030122	1	Plate, hold-down
3	101062063040		Motor controller options
4	215020000104	1	Screw M4×10-A2-70 GB/T 818
5	215040000032	4	Washer 5-A2 GB/T 97.1
6	203030000014	1	Travel circuit protector
7	203040000001	2	Relay
8	203050000002	1	Reverse buzzer
9	203050000012	1	Electrical horn
10	215020000117	4	Screw M6×20-A2-70 GB/T 818
11	215040000033	8	Washer 6-A2 GB/T 97.1
12	203080000571	1	PVC sheath
13	215010000233	2	Bolt M8×12-8.8-ZnD GB/T 5789
14	215020000211	2	Screw M4×30-A2-70 GB/T 818
15	215020000110	2	Screw M5×12-A2-70 GB/T 818
16	215020000111	2	Screw M5×16-A2-70 GB/T 818
17	203060000066	1	Key switch
18	215040000002	1	Washer 4-A2-70 GB/T 93
19	215040000003	4	Washer 5-A2-70 GB/T 93
20	101040030121	1	Plate, waterproof
21	101053063039	1	Surface film
22	215030000025	4	Nut M6-8-A2-70 GB/T 889.1
23	203060000142	1	Emergency stop switch
24	203080000572	1	PVC sheath
25	203160003001	1	Self-resetting fuse
26	101058033013	1	Plate
27	101042063006	1	GPS installation
28	215040000031	1	Washer 4-A2 GB/T 97.1

5.9 MOTOR CONTROLLER OPTIONS



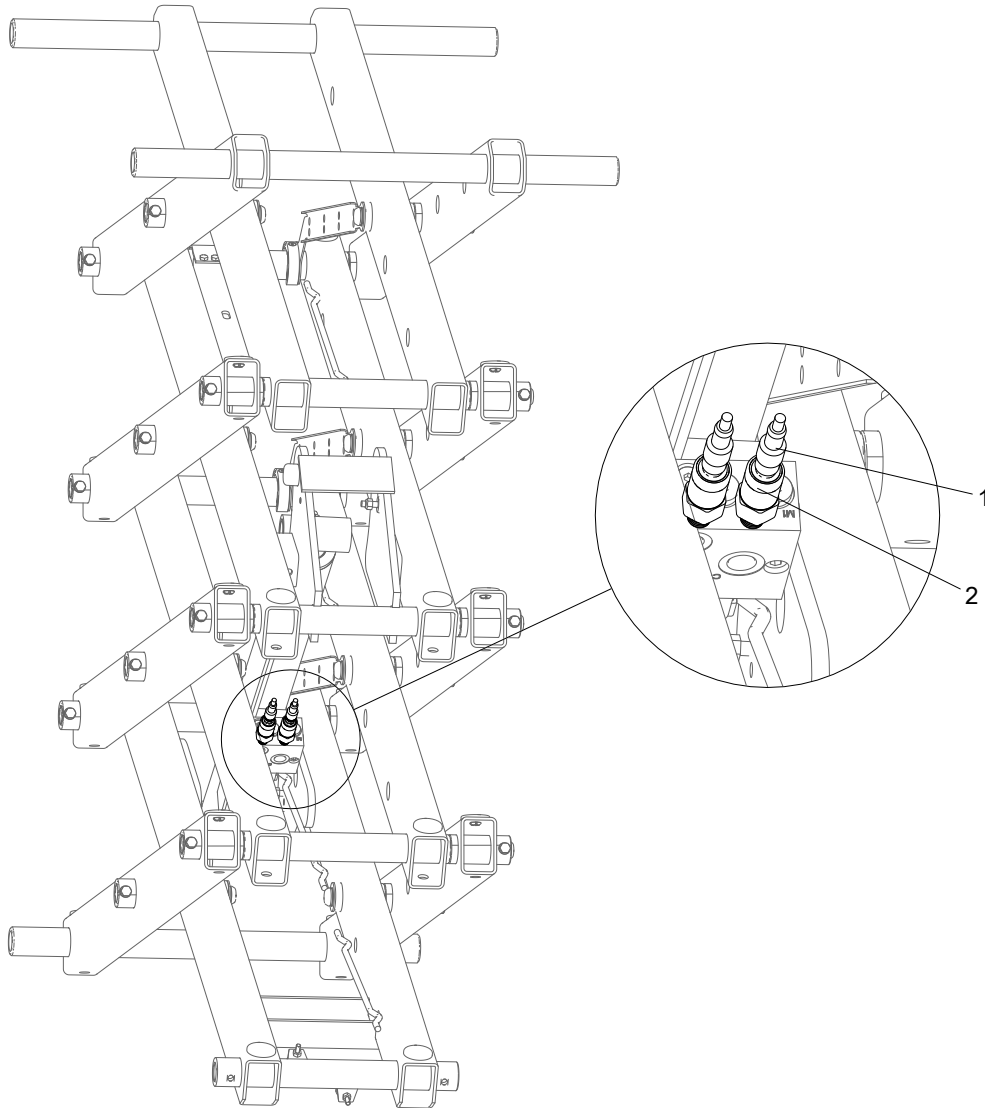
No.	Part No.	Qty.	Description
1-1	203020003101	1	Motor Control(1000688)
1-2	203020003034	1	Motor controller(1000182)
1-3	203020003039	1	Motor controller(1000251)
2	203080000004	1	PVC sheath(Equipped PN.203020003039&203020003101 motor controller)
3	203080000571	3	PVC sheath
4	203080000572	3	PVC sheath
5	215020000117	4	Screw M6×20-A2-70 GB/T 818
6	215040000004	4	Washer 6-A2-70 GB/T 93
7	215040000033	4	Washer 6-A2 GB/T 97.1

5.10 GPS INSTALLATION



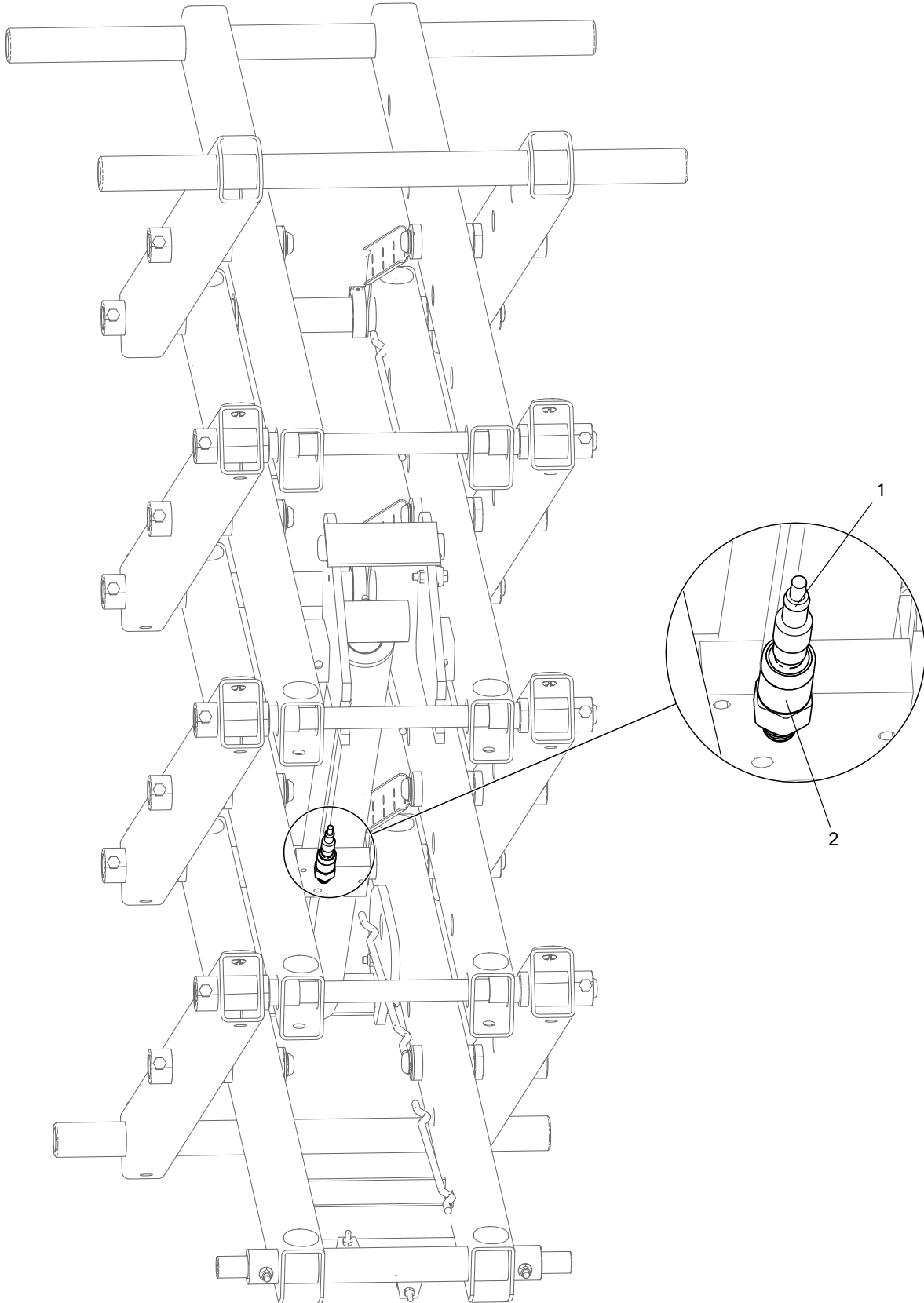
No.	Part No.	Qty.	Description
1	215020000105	2	Screw M4×12-A2-70 GB/T 818
2	215040000031	2	Washer 4-A2 GB/T 97.1
3	215040000002	2	Washer 4-A2-70 GB/T 93
4	203150003022	1	GPS/LTE antenna(Not Shown)
5	203020003040	1	GPS module (4G) (1000577)

**5.11 SCISSOR ELECTRICAL COMPONENTS INSTALLATION
(EQUIPPED DUAL PRESSURE SENSOR)**



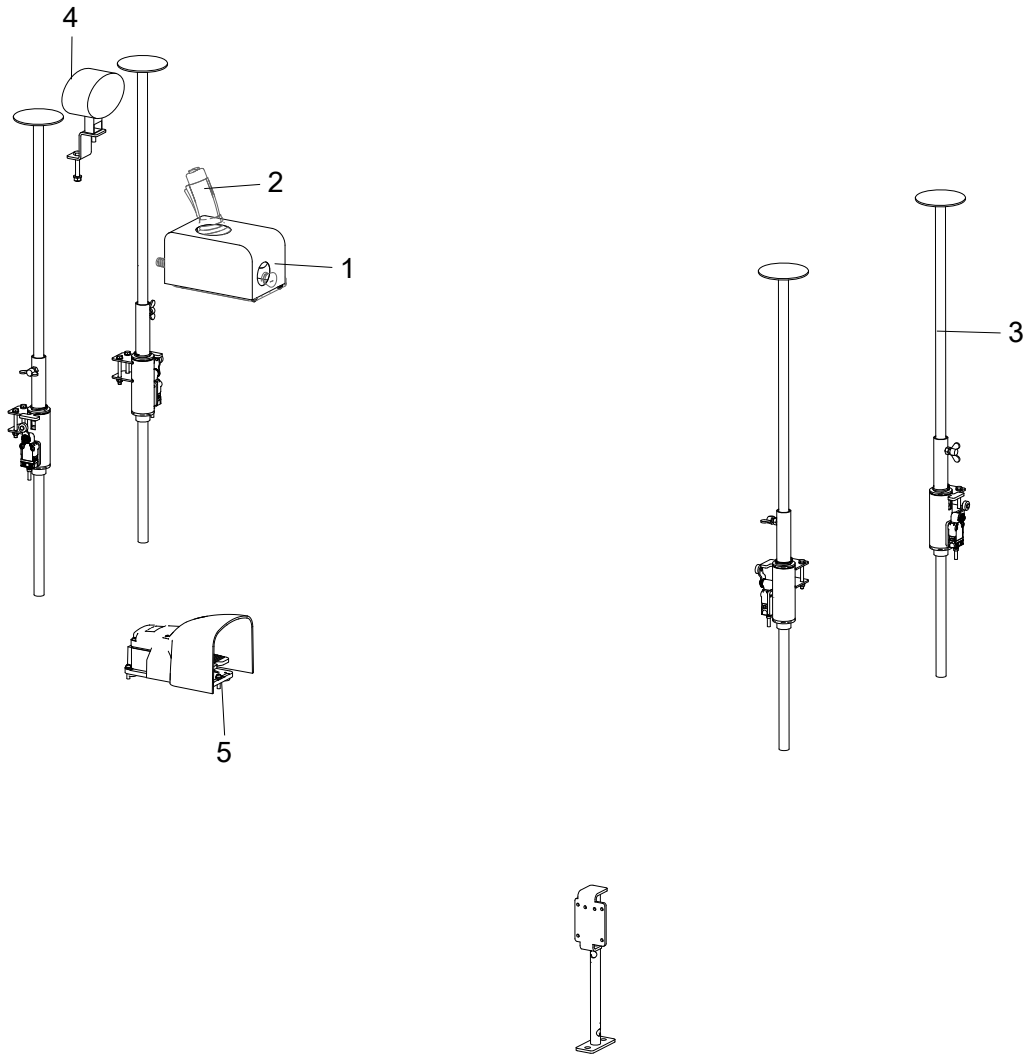
No.	Part No.	Qty.	Description
1	203080003094	2	Plug with cable
2	203150000055	2	Pressure sensor

5.12 SCISSOR ELECTRICAL COMPONENTS INSTALLATION (EQUIPPED SINGLE PRESSURE SENSOR)



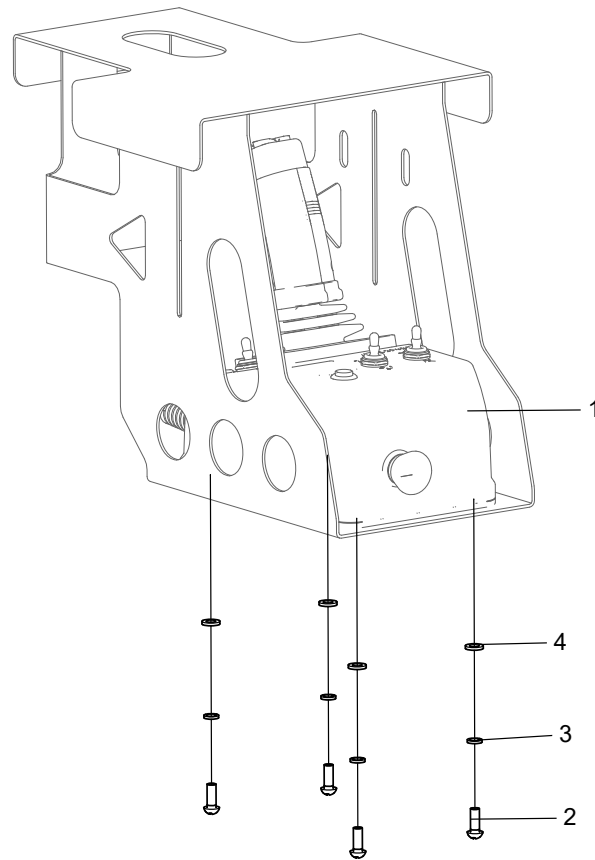
No.	Part No.	Qty.	Description
1	203080003094	1	Plug with cable
2	203150000055	1	Pressure sensor

5.13 PLATFORM ELECTRICAL COMPONENTS INSTALLATION



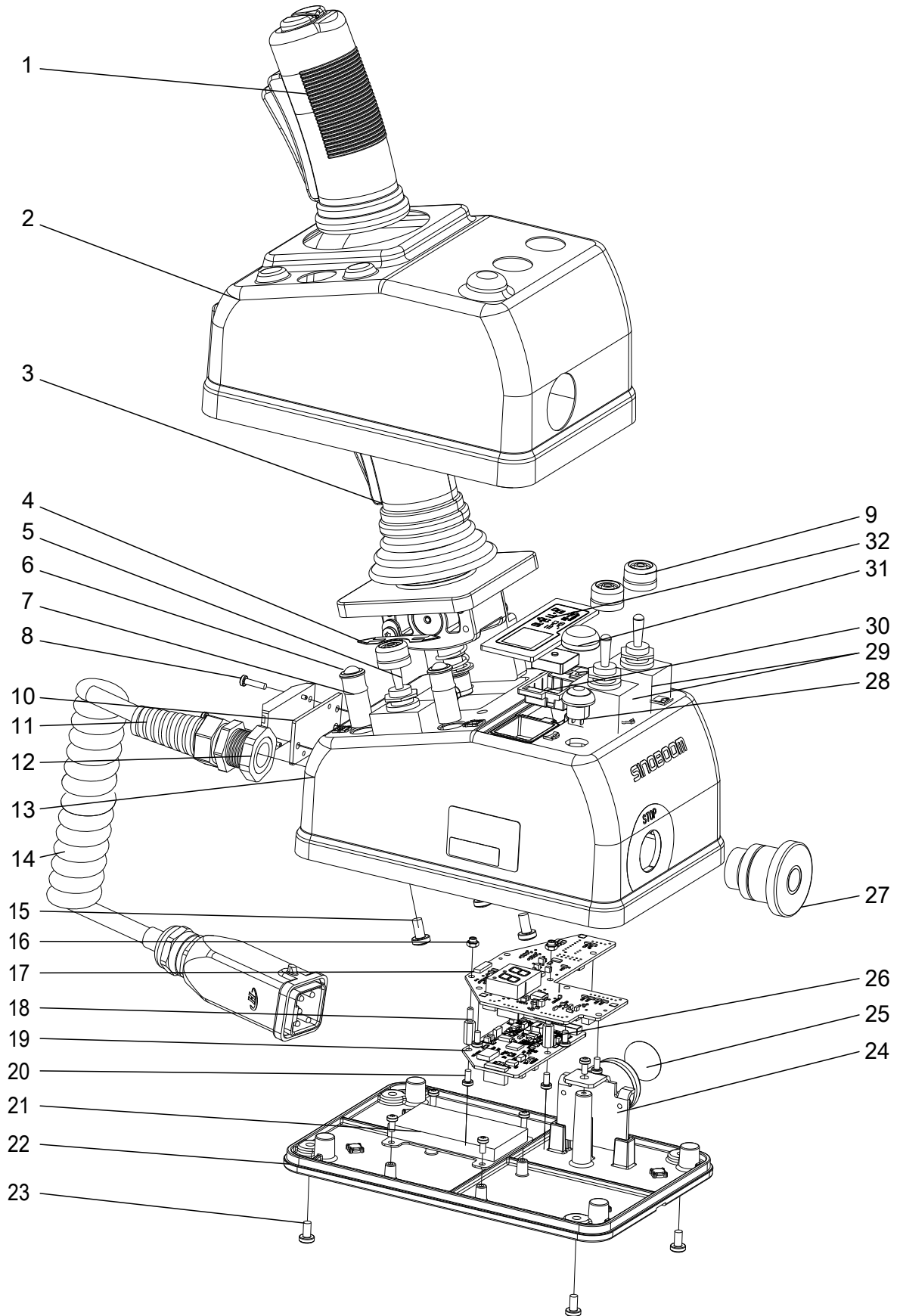
No.	Part No.	Qty.	Description
1-1	101015060015	1	Cover, Platform control box(DTC)
1-2	203060003104	1	Cover, Platform control box(SINOBOOM)
2	101050063007		Options, Platform controller
3	101062063070		Crashproof configuration selective (0407/0607series)
4	101040063092		Optional lighting
5	101040063093		Pedal options

5.14 PLATFORM CONTROL BOX OPTIONS



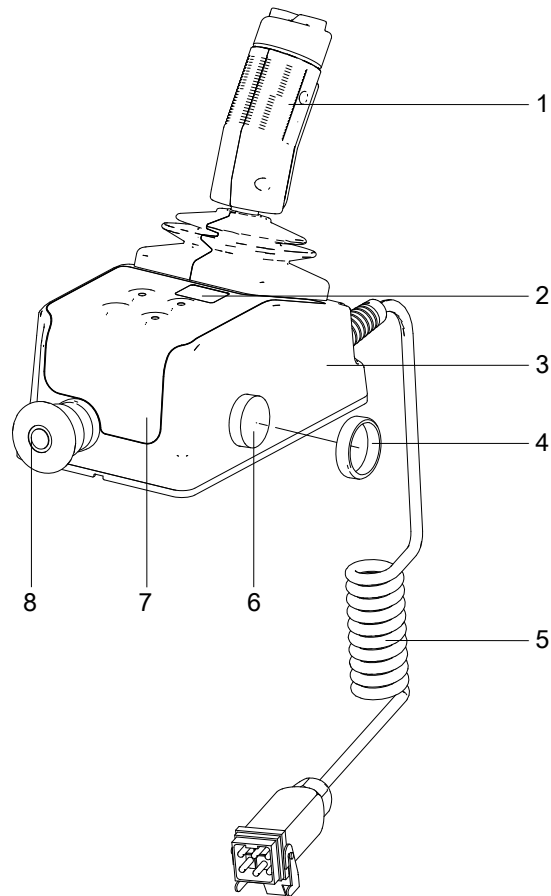
No.	Part No.	Qty.	Description
1-1	203020003028	1	Platform controller assembly(SINOBOOM)
1-2	203020003091	1	Platform controller(SINOBOOM , China specs)
1-3	203020000065	1	Platform controller(DTC)
2	215020000116	4	Screw M6×16-A2-70 GB/T 818
3	215040000004	4	Washer 6-A2-70 GB/T 93
4	215040000033	4	Washer 6-A2 GB/T 97.1

5.15 PLATFORM CONTROL BOX (PN.203020003028)



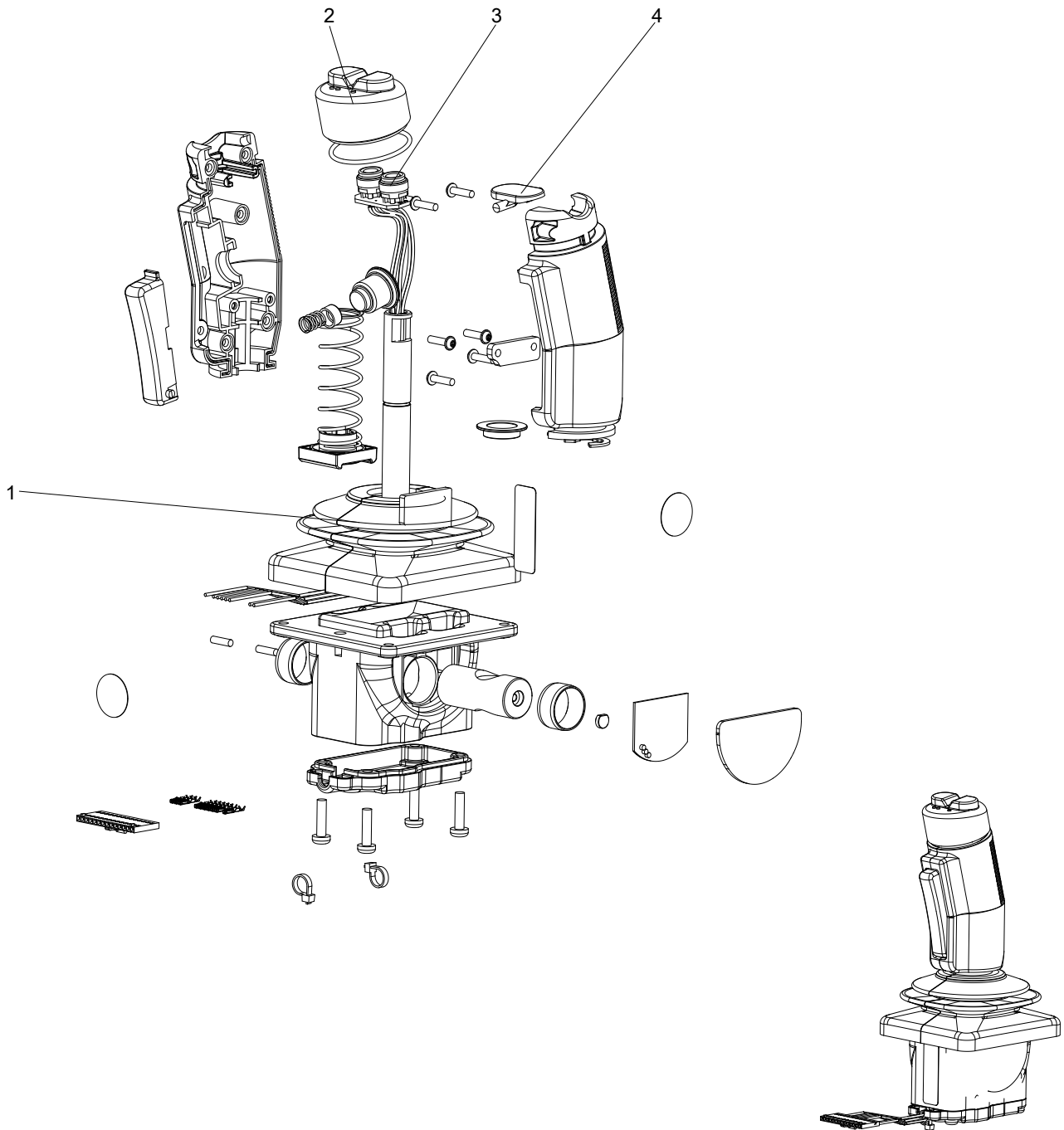
No.	Part No.	Qty.	Description
1	203060003103	1	Handle sheath
2	203060003104	1	Cover, Platform control box
3	203090003003	1	Joystick
4	203060003110	1	Overlay
5	201051063038	1	Socket assembly (0.2m), 4P
6	201051063039	1	Indicator light assembly, green
7	203060003112	2	O-ring for straight pipe
8	203060003117	2	Screw M3×12 GBT2672-2017 A2-70
9	201051063040	3	Cover, toggle switch
10	203060003108	1	Insulating spacer
11	203080003590	1	Cable connector
12	203060003114	1	Locking Nut
13	203060003050	1	Upper housing
14	203080003429	1	5-pin spiral cable assembly
15	203060003116	4	Screw M5×10 GBT2672-2017 A2-70
16	203060003119	2	Nut M3 GBT1337-1988 A2-70
17	203030003029	1	Motherboard assembly
18	203060003118	2	Spacing pin S5-M3×12d10+M3×8
19	203030003020	1	Mainboard assembly
20	203060003115	12	Screw M3×6 GBT2672-2017 A2-70
21	203100003101	1	Battery assembly
22	203060003052	1	Lower housing
23	203060003053	4	Screw M4×8 GBT2672-2017 A2-70
24	201051063036	1	Buzzer assembly
25	203060003111	1	Waterproof and acoustically-transparent overlay
26	203060003113	1	SIM-Hirschmann Internet of Things
27	203060003049	1	Emergency stop switch
28	203060003109	1	Button and harness assembly
29	201051063037	1	Toggle switch assembly
30	203060003102	1	Antenna pedestal
31	203060003106	1	Key sheath
32	203060003105	1	Glass plate

5.16 PLATFORM CONTROL BOX (PN.203020000065)



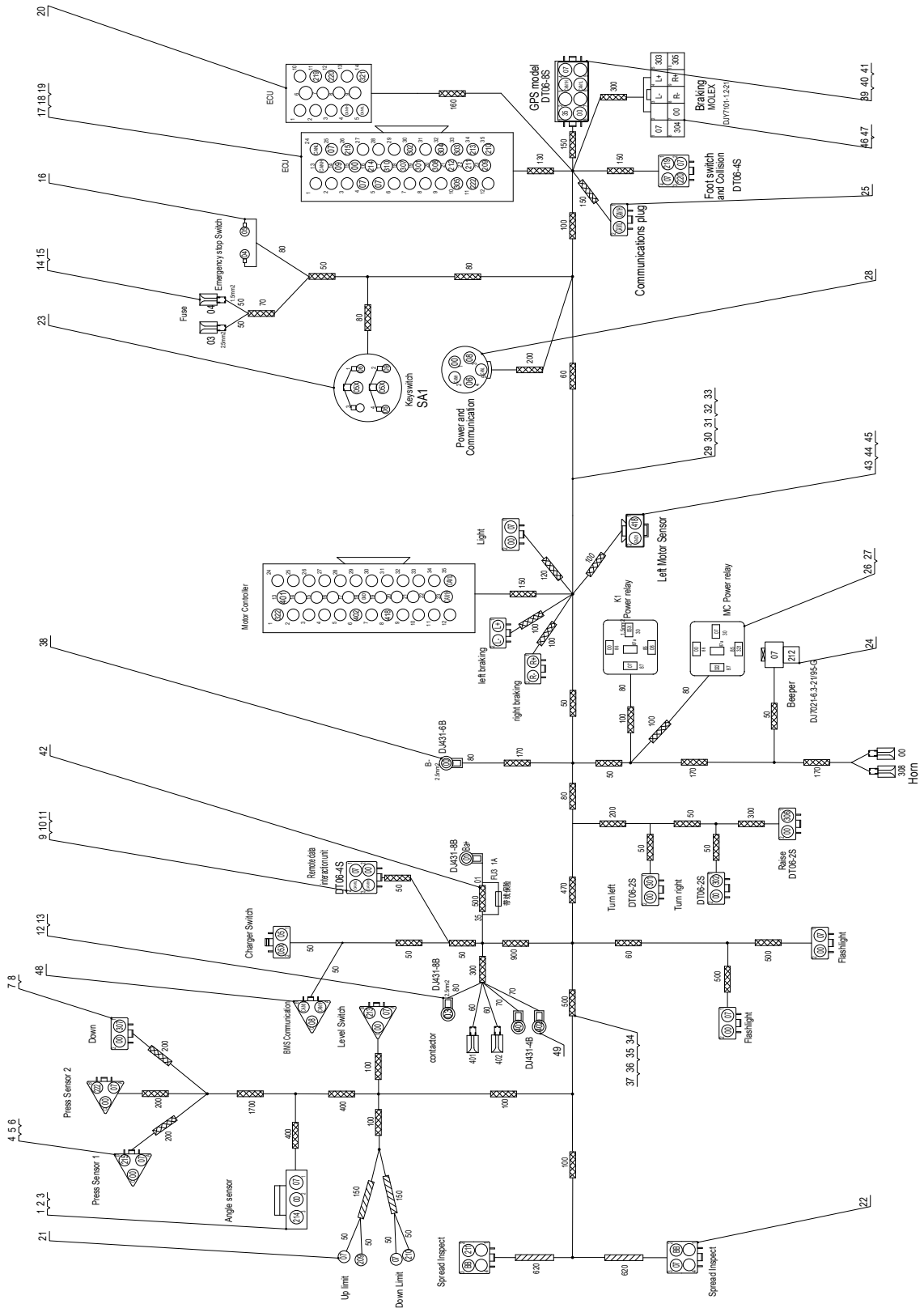
No.	Part No.	Qty.	Description
1	203030003022	1	Joystick
2	203060003060	1	PCU display panel
3	203060003059	1	PCU shell
4	203060003056	1	Buzzer seal ring
5	203080003458	1	PCU spring wire
6	203050003036	1	Buzzer
7	203060003063	1	Film
8	203060003054	1	Emergency stop switch
9	203060003055	1	Emergency stop block(Not Shown)
10	203030003021	1	Circuit board (Not Shown)

5.17 JOYSTICK (PN.203030003022)



No.	Part No.	Qty.	Description
1	203060003061	1	Joystick internal connector
2	203060003062	1	Key cover
3	203060003057	1	Steering switch button
4	203060003064	1	Rubber sleeve

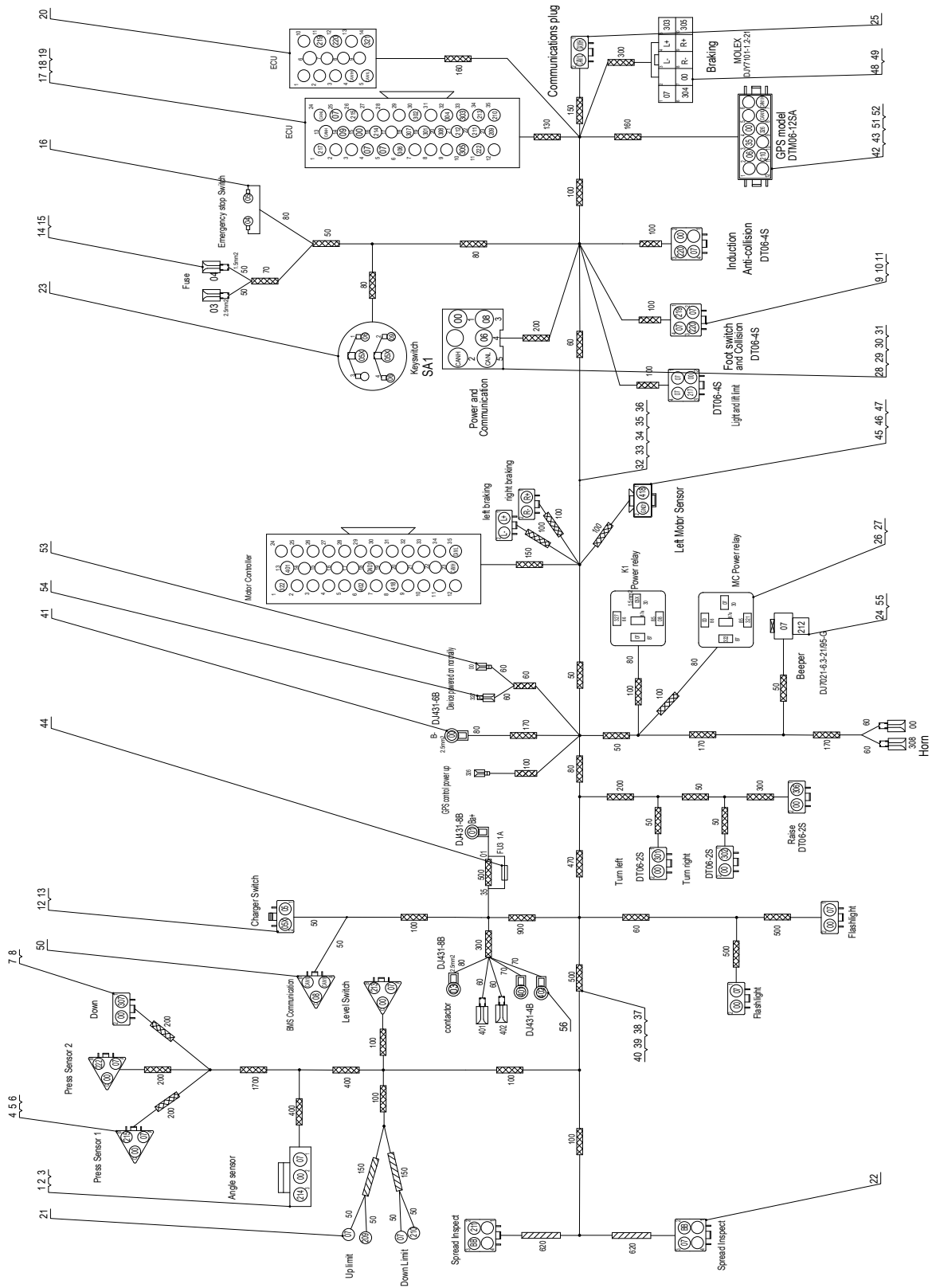
5.18 CHASSIS HARNESS (PN.101040063106)



No.	Part No.	Qty.	Description
	101040063106	1	Chassis harness(China,Circular Plug,CURTIS motor controller)
1	203080000293	1	Sheath
2	203080000496	3	Single wire seal
3	203080000298	3	Terminal
4	203080000012	4	Sheath
5	203080000032	4	Lock
6	203080000041	53	Female connector
7	203080000016	11	Lock
8	203080000024	11	Sheath
9	203080000020	4	Lock
10	203080000044	4	Sheath
11	203080000492	2	Waterproof cover
12	203080000018	2	Ring tongue terminal
13	203080000030	1	Heat shrink tube
14	203080000130	6	Terminal
15	203080000129	6	Jacket, flexible
16	203080000036	2	Cold-pressed terminal
17	203080000430	2	AMP Connector (35-pin)
18	203080000433	35	Terminal
19	203080000295	49	Plastic plug
20	203080000431	1	AMP connector (14-pin)
21	203080000514	4	Terminal
22	203080000068	7	Blind plug
23	203080000134	5	Terminal, blade-hole type
24	203080000335	1	Sheath
25	203080000474	2	Waterproof cover
26	203040000038	2	Relay mount
27	203080000336	8	Terminal
28	203080003578	1	Connector female socket
29	203080000029	1	Cable
30	203080000196	1	Cable
31	203080000047	3	Cable
32	203080000248	75	Cable
33	203080000308	23	Cable
34	203080000006	6	Corrugated pipe
35	203080000135	1	Corrugated pipe (Black)
36	203080000188	2	Corrugated pipe

No.	Part No.	Qty.	Description
37	203080000031	11	Corrugated pipe
38	203080000133	1	Terminal, blade-hole type
39	203080000100	1	Sheath
40	203080000112	1	Lock
41	203080003219	1	Waterproof cover
42	203070003007	1	Fuse box (for harness)
43	203080000408	1	Sheath
44	203080000021	1	Lock
45	203080000033	2	Male connector
46	203080000259	1	MOLEX Connector
47	203080000584	9	Terminal
48	203080000473	1	Waterproof cover
49	203080000039	2	Ring tongue terminal

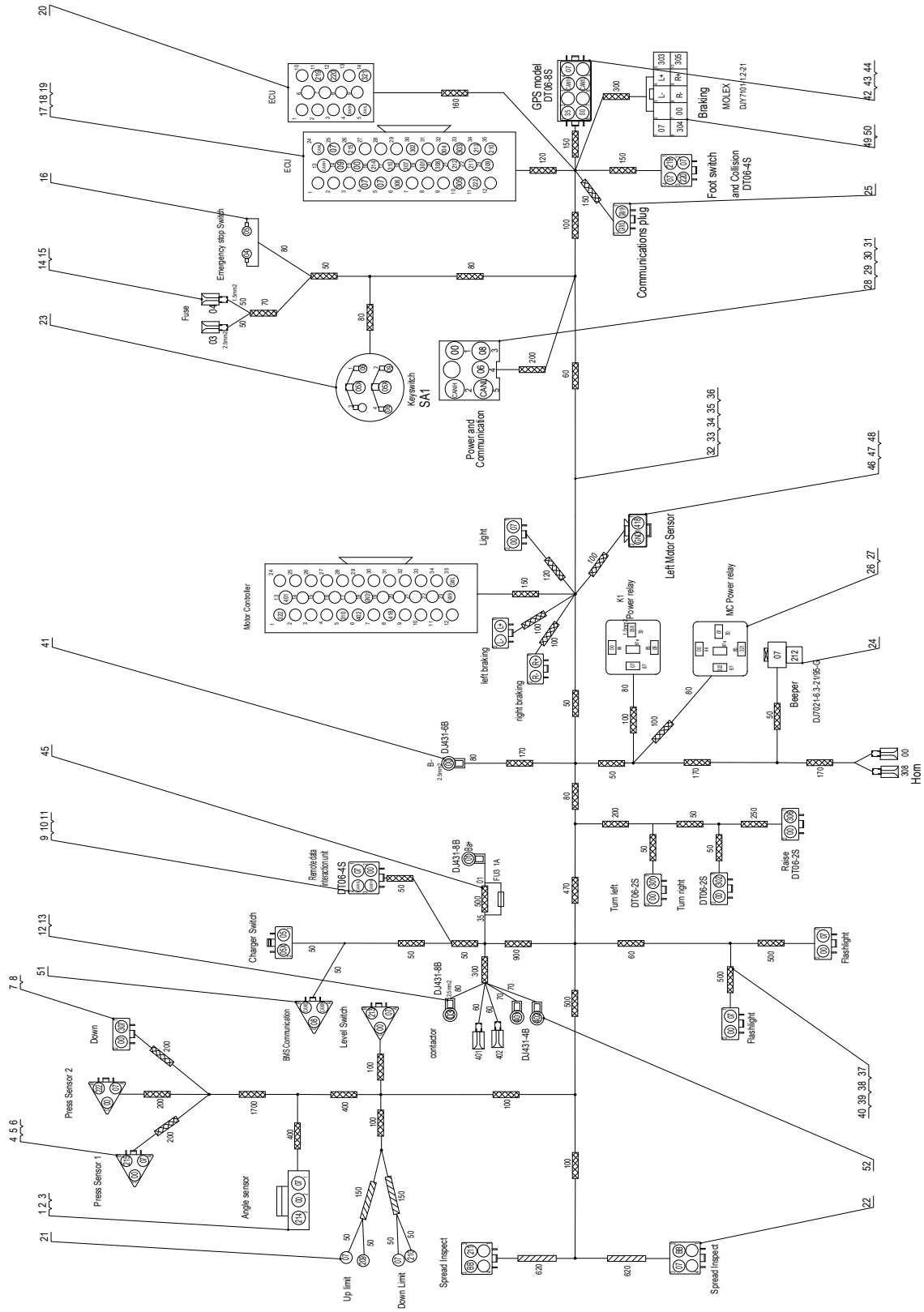
5.19 CHASSIS HARNESS (PN.101040063169)



No.	Part No.	Qty.	Description
	101040063169	1	Chassis harness(ex-China)
1	203080000293	1	Sheath
2	203080000496	3	Single wire seal
3	203080000298	3	Terminal
4	203080000012	4	Sheath
5	203080000032	5	Lock
6	203080000041	47	Female connector
7	203080000016	10	Lock
8	203080000024	10	Sheath
9	203080000020	4	Lock
10	203080000044	5	Sheath
11	203080000492	3	Waterproof cover
12	203080000018	2	Ring tongue terminal
13	203080000030	1	Heat shrink tube
14	203080000130	6	Terminal
15	203080000129	6	Jacket, flexible
16	203080000036	2	Cold-pressed terminal
17	203080000430	2	AMP Connector (35-pin)
18	203080000433	36	Terminal
19	203080000295	48	Plastic plug
20	203080000431	1	AMP connector (14-pin)
21	203080000514	4	Terminal
22	203080000068	5	Blind plug
23	203080000134	5	Terminal, blade-hole type
24	203080000335	1	Sheath
25	203080000474	1	Waterproof cover
26	203040000038	2	Relay mount
27	203080000336	8	Terminal
28	203080000348	1	Connector
29	203080000355	5	Socket
30	203080000354	1	Cover
31	203080000350	1	Connector
32	203080000029	1	Cable
33	203080000196	1	Cable
34	203080000047	3	Cable
35	203080000248	75	Cable
36	203080000308	23	Cable
37	203080000006	6	Corrugated pipe

No.	Part No.	Qty.	Description
38	203080000135	1	Corrugated pipe (Black)
39	203080000188	2	Corrugated pipe
40	203080000031	11	Corrugated pipe
41	203080000133	1	Terminal, blade-hole type
42	203080003532	1	Sheath
43	203080003533	1	Lock
44	203070003007	1	Fuse box (for harness)
45	203080000408	1	Sheath
46	203080000021	1	Lock
47	203080000033	2	Male connector
48	203080000259	1	MOLEX Connector
49	203080000584	9	Terminal
50	203080000473	1	Waterproof cover
51	203060000085	7	#20 female terminal
52	203080000085	5	Blind plug
53	203080000651	2	Male tab
54	203080000652	1	Insert spring
55	203080000200	2	Terminal
56	203080000039	2	Ring tongue terminal

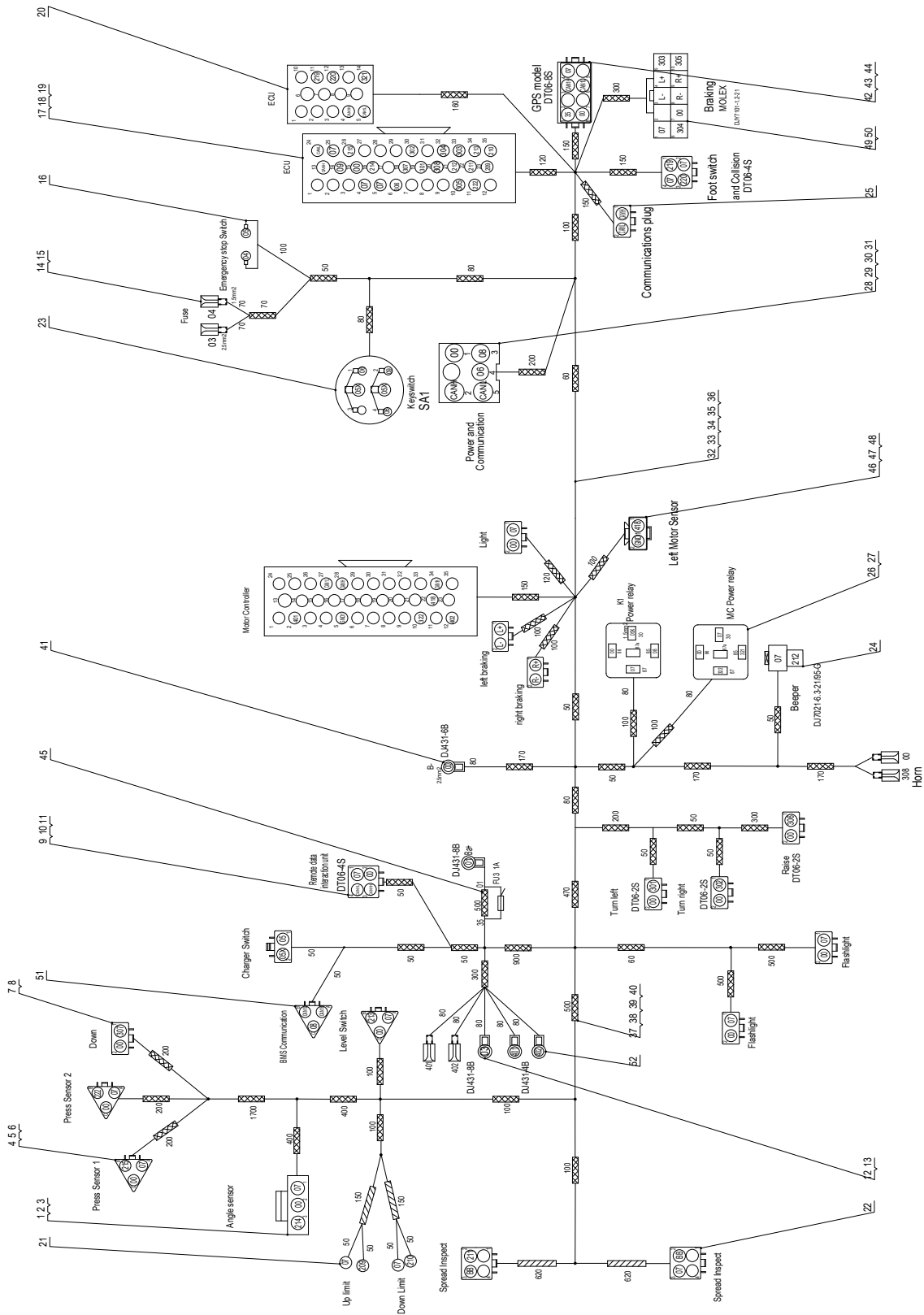
5.20 CHASSIS HARNESS (PN.101072063012)



No.	Part No.	Qty.	Description
	101072063012	1	Chassis harness(China, Square Plug , CURTIS motor controller)
1	203080000293	1	Sheath
2	203080000496	3	Single wire seal
3	203080000298	3	Terminal
4	203080000012	3	Sheath
5	203080000032	3	Lock
6	203080000041	53	Female connector
7	203080000016	12	Lock
8	203080000024	12	Sheath
9	203080000020	4	Lock
10	203080000044	4	Sheath
11	203080000492	2	Waterproof cover
12	203080000018	2	Ring tongue terminal
13	203080000030	1	Heat shrink tube
14	203080000130	6	Terminal
15	203080000129	6	Jacket, flexible
16	203080000036	2	Cold-pressed terminal
17	203080000430	2	AMP Connector (35-pin)
18	203080000433	36	Terminal
19	203080000295	48	Plastic plug
20	203080000431	1	AMP connector (14-pin)
21	203080000514	4	Terminal
22	203080000068	7	Blind plug
23	203080000134	5	Terminal, blade-hole type
24	203080000335	1	Sheath
25	203080000474	2	Waterproof cover
26	203040000038	2	Relay mount
27	203080000336	8	Terminal
28	203080000348	1	Connector
29	203080000355	5	Socket
30	203080000354	1	Cover
31	203080000350	1	Connector
32	203080000029	1	Cable
33	203080000196	1	Cable
34	203080000047	3	Cable
35	203080000248	75	Cable
36	203080000308	23	Cable
37	203080000006	6	Corrugated pipe

No.	Part No.	Qty.	Description
38	203080000135	1	Corrugated pipe (Black)
39	203080000188	2	Corrugated pipe
40	203080000031	11	Corrugated pipe
41	203080000133	1	Terminal, blade-hole type
42	203080000100	1	Sheath
43	203080000112	1	Lock
44	203080003219	1	Waterproof cover
45	203070003007	1	Fuse box (for harness)
46	203080000408	1	Sheath
47	203080000021	1	Lock
48	203080000033	2	Male connector
49	203080000259	1	MOLEX Connector
50	203080000584	9	Terminal
51	203080000473	1	Waterproof cover
52	203080000039	2	Ring tongue terminal

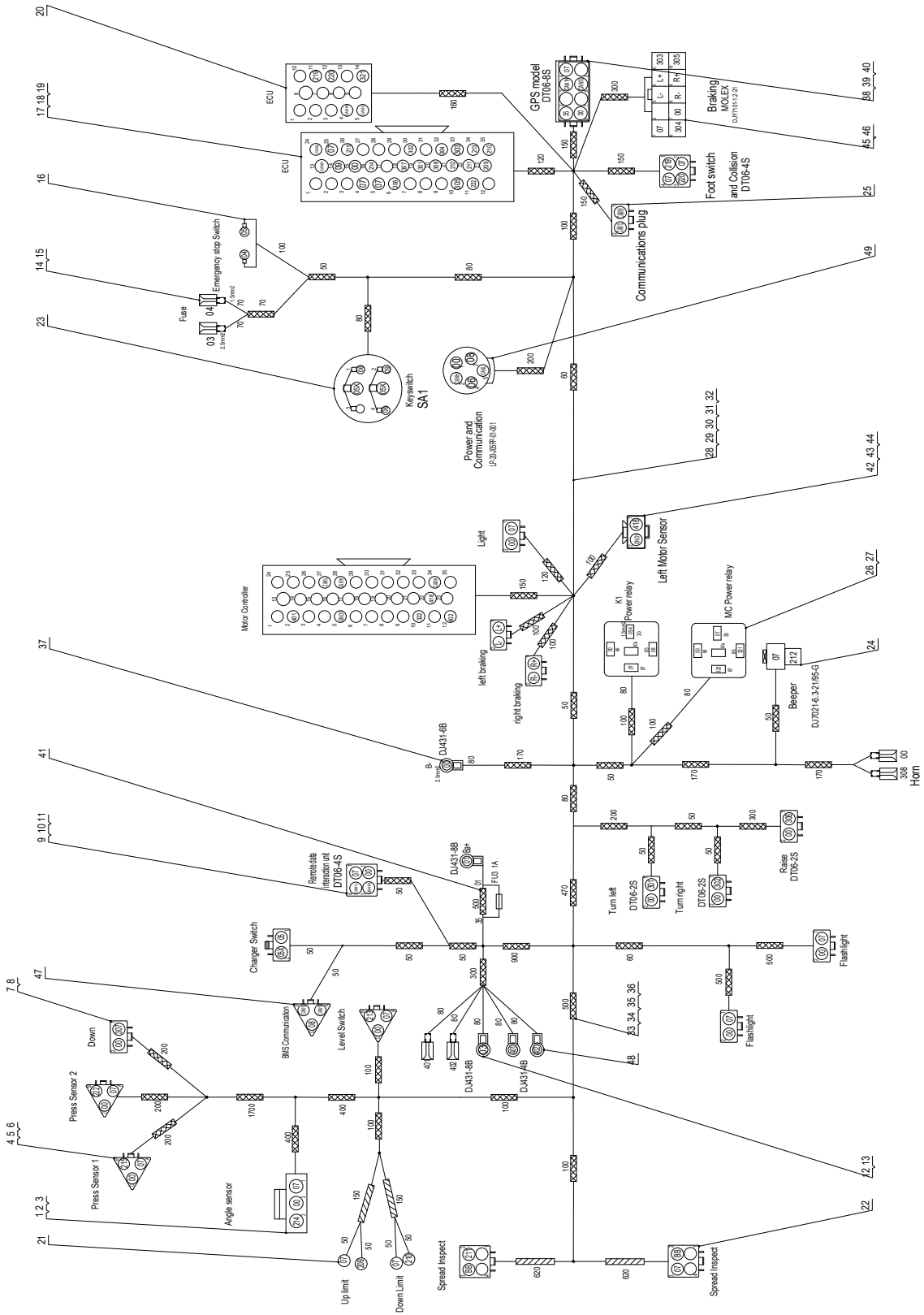
5.21 CHASSIS HARNESS (PN.101072063008)



No.	Part No.	Qty.	Description
	101072063008	1	Chassis Harness(China, Square Plug , QEXPAND motor controller)
1	203080000293	1	Sheath
2	203080000496	3	Single wire seal
3	203080000298	3	Terminal
4	203080000012	4	Sheath
5	203080000032	4	Lock
6	203080000041	49	Female connector
7	203080000016	10	Lock
8	203080000024	10	Sheath
9	203080000020	4	Lock
10	203080000044	4	Sheath
11	203080000492	2	Waterproof cover
12	203080000018	2	Ring tongue terminal
13	203080000030	1	Heat shrink tube
14	203080000130	6	Terminal
15	203080000129	6	Jacket, flexible
16	203080000036	2	Cold-pressed terminal
17	203080000430	2	AMP Connector (35-pin)
18	203080000433	36	Terminal
19	203080000295	48	Plastic plug
20	203080000431	1	AMP connector (14-pin)
21	203080000514	4	Terminal
22	203080000068	7	Blind plug
23	203080000134	5	Terminal, blade-hole type
24	203080000335	1	Sheath
25	203080000474	1	Waterproof cover
26	203040000038	2	Relay mount
27	203080000336	8	Terminal
28	203080000348	1	Connector
29	203080000355	5	Socket
30	203080000354	1	Cover
31	203080000350	1	Connector
32	203080000029	1	Cable
33	203080000196	1	Cable
34	203080000047	3	Cable
35	203080000248	75	Cable
36	203080000308	23	Cable
37	203080000006	6	Corrugated pipe

No.	Part No.	Qty.	Description
38	203080000135	1	Corrugated pipe (Black)
39	203080000188	2	Corrugated pipe
40	203080000031	11	Corrugated pipe
41	203080000133	1	Terminal, blade-hole type
42	203080000100	1	Sheath
43	203080000112	1	Lock
44	203080003219	1	Waterproof cover
45	203070003007	1	Fuse box (for harness)
46	203080000408	1	Sheath
47	203080000021	1	Lock
48	203080000033	2	Male connector
49	203080000259	1	MOLEX Connector
50	203080000584	9	Terminal
51	203080000473	1	Waterproof cover
52	203080000039	2	Ring tongue terminal

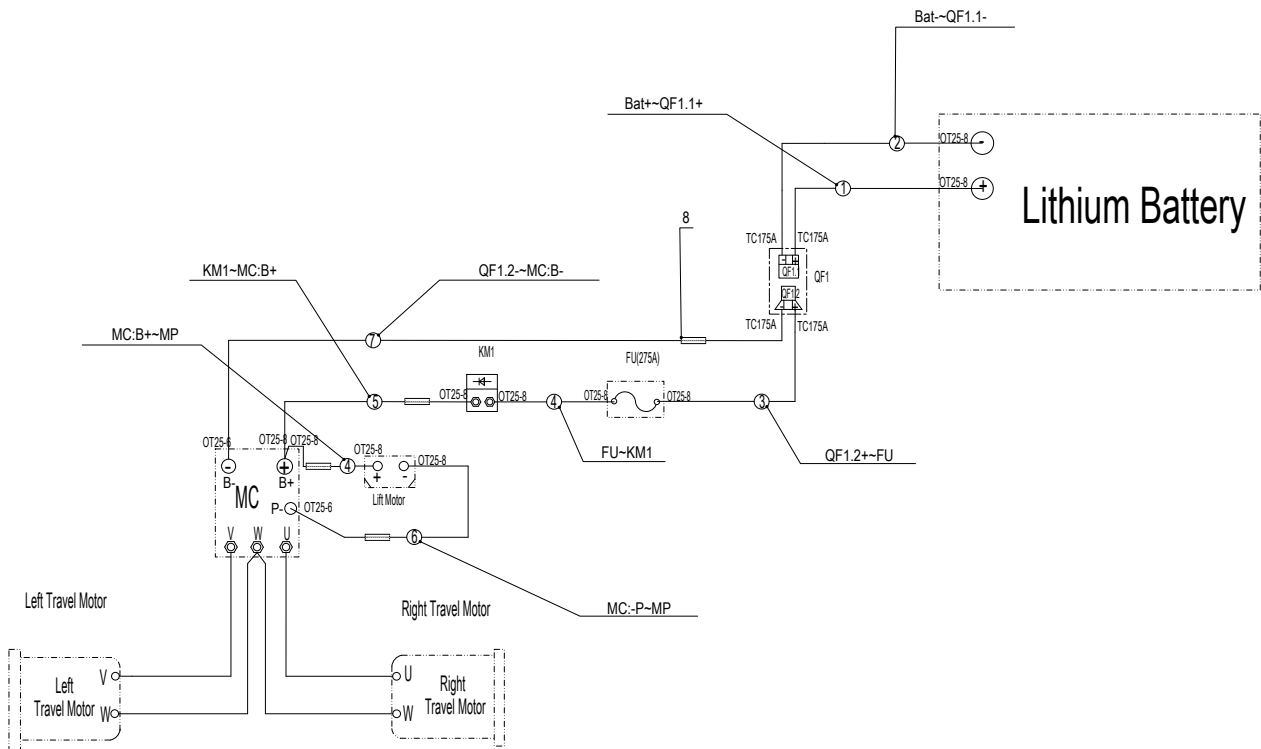
5.22 CHASSIS HARNESS (PN.101072063015)



No.	Part No.	Qty.	Description
	101072063015	1	Chassis Harness(China, Circular Plug , QEXPAND motor controller)
1	203080000293	1	Sheath
2	203080000496	3	Single wire seal
3	203080000298	3	Terminal
4	203080000012	4	Sheath
5	203080000032	4	Lock
6	203080000041	53	Female connector
7	203080000016	12	Lock
8	203080000024	12	Sheath
9	203080000020	4	Lock
10	203080000044	4	Sheath
11	203080000492	2	Waterproof cover
12	203080000018	2	Ring tongue terminal
13	203080000030	1	Heat shrink tube
14	203080000130	6	Terminal
15	203080000129	6	Jacket, flexible
16	203080000036	2	Cold-pressed terminal
17	203080000430	2	AMP Connector (35-pin)
18	203080000433	36	Terminal
19	203080000295	48	Plastic plug
20	203080000431	1	AMP connector (14-pin)
21	203080000514	4	Terminal
22	203080000068	7	Blind plug
23	203080000134	5	Terminal, blade-hole type
24	203080000335	1	Sheath
25	203080000474	2	Waterproof cover
26	203040000038	2	Relay mount
27	203080000336	8	Terminal
28	203080000029	1	Cable
29	203080000196	1	Cable
30	203080000047	3	Cable
31	203080000248	75	Cable
32	203080000308	23	Cable
33	203080000006	6	Corrugated pipe
34	203080000135	1	Corrugated pipe (Black)
35	203080000188	2	Corrugated pipe
36	203080000031	11	Corrugated pipe

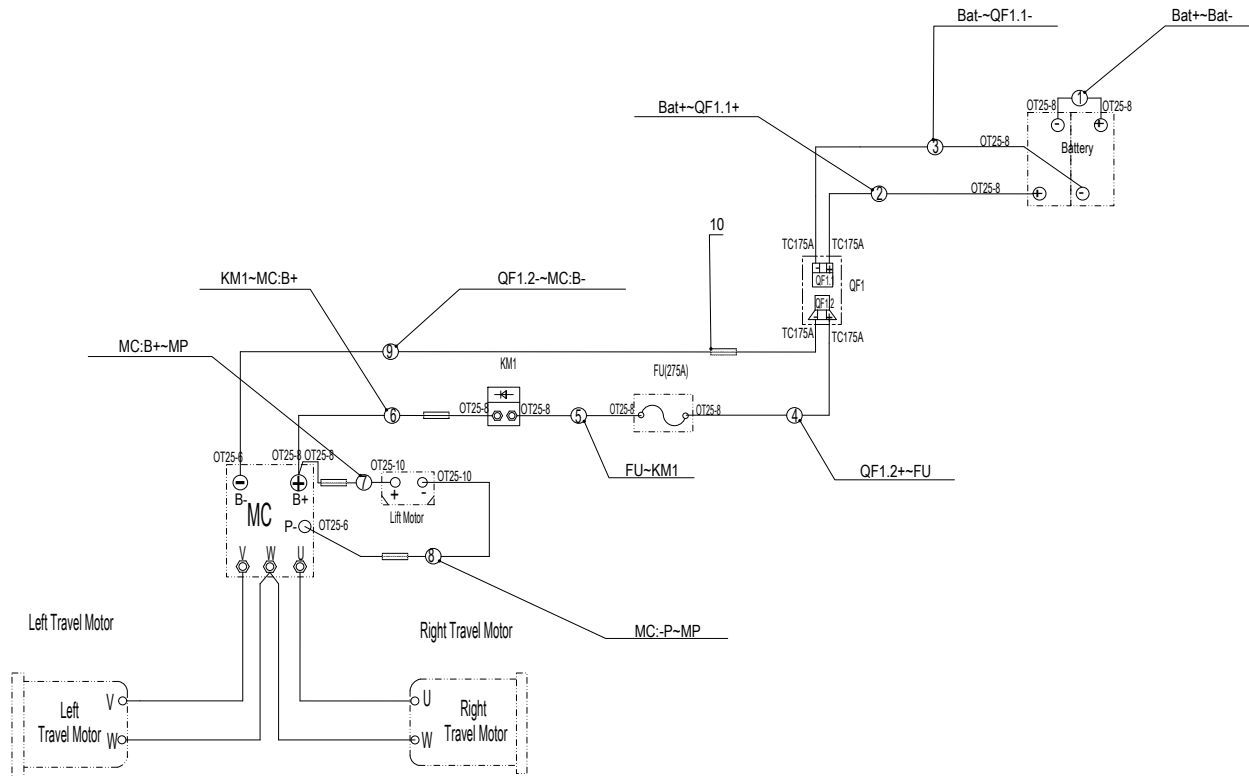
No.	Part No.	Qty.	Description
37	203080000133	1	Terminal, blade-hole type
38	203080000100	1	Sheath
39	203080000112	1	Lock
40	203080003219	1	Waterproof cover
41	203070003007	1	Fuse box (for harness)
42	203080000408	1	Sheath
43	203080000021	1	Lock
44	203080000033	2	Male connector
45	203080000259	1	MOLEX Connector
46	203080000584	9	Terminal
47	203080000473	1	Waterproof cover
48	203080000039	2	Ring tongue terminal
49	203080003578	1	Connector female socket

5.23 POWER HARNESS (PN.101072063016)



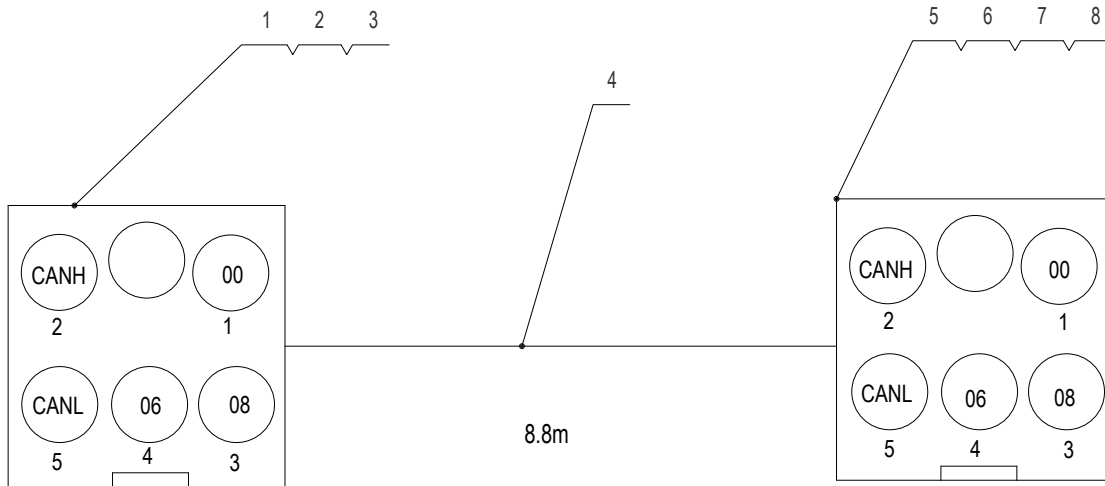
No.	Part No.	Qty.	Description
	101072063016	1	Power Harness(with lithium battery)
1	203230000587	1	Power line
2	203230000588	1	Power line
3	203230000589	1	Power line
4	203230000590	2	Power line
5	203230000955	1	Power line
6	203230000593	1	Power line
7	203230000915	1	Power line
8	203080000006	5	Corrugated pipe

5.24 POWER HARNESS (PN.101040063111)



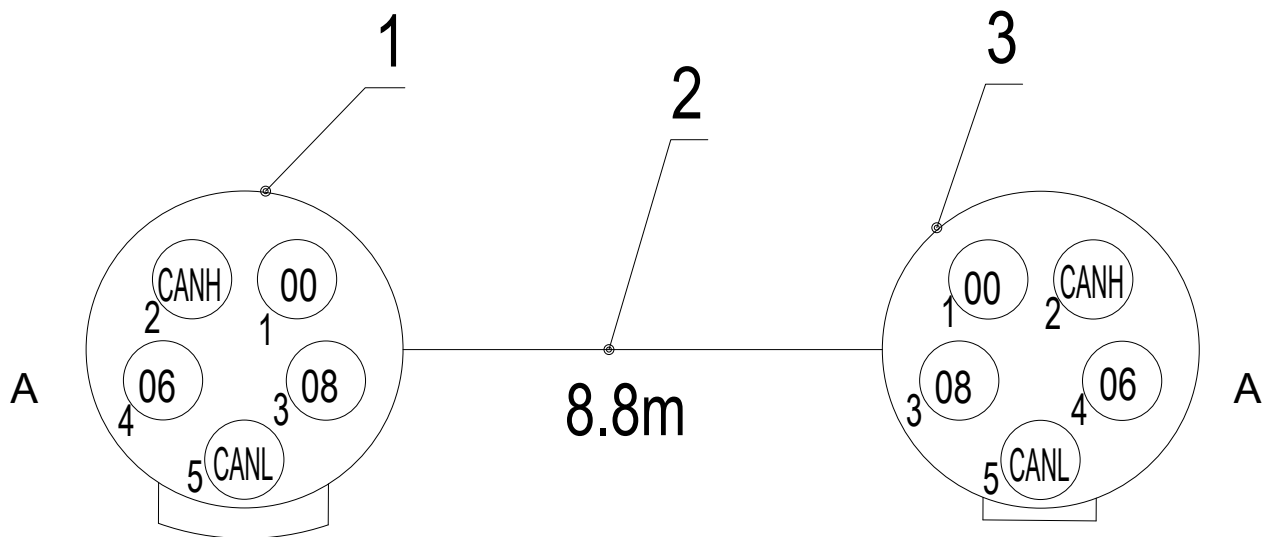
No.	Part No.	Qty.	Description
	101040063111	1	Electrical power wiring layout(Lead acid maintenance-free battery)
1	203230000586	1	Power line
2	203230000587	1	Power line
3	203230000588	1	Power line
4	203230000589	1	Power line
5	203230000590	1	Power line
6	203230000955	1	Power line
7	203230000913	1	Power line
8	203230000914	1	Power line
9	203230000915	1	Power line
10	203080000006	5	Corrugated pipe

5.25 GROUND TO PLATFORM HARNESS (PN.101040063031)



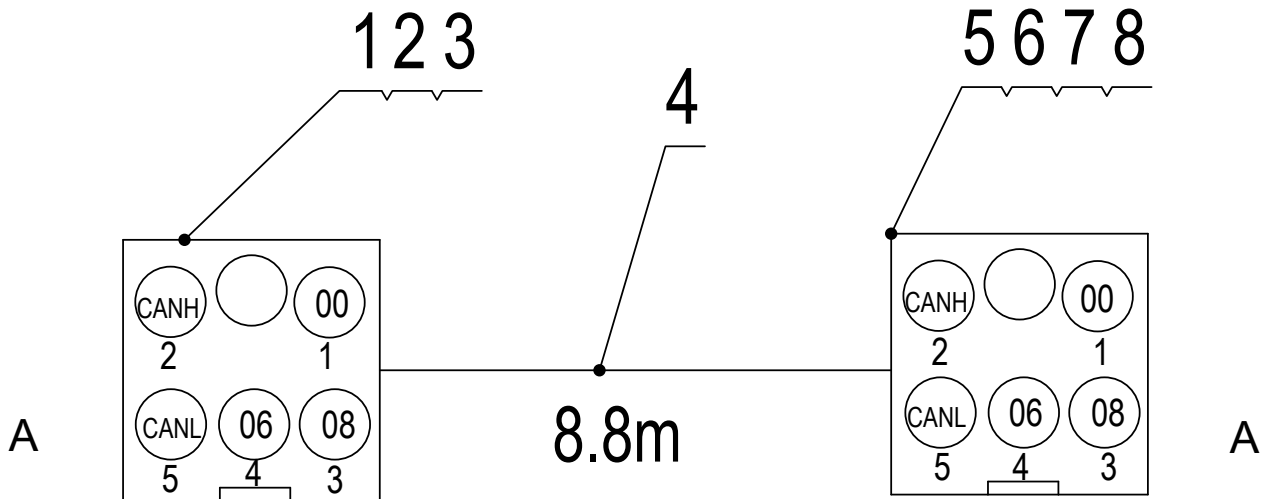
No.	Part No.	Qty.	Description
	101040063031	1	Ground to Platform Harness(SIBASI square plugs + IGUS cables)
1	203080000349	1	Connector
2	203080000351	5	Pin
3	203080000353	1	Cover
4	203080003050	9	5-pin cable
5	203080000348	1	Connector
6	203080000355	5	Socket
7	203080000354	1	Cover
8	203080000350	2	Connector

5.26 GROUND TO PLATFORM HARNESS (PN.101072063005)



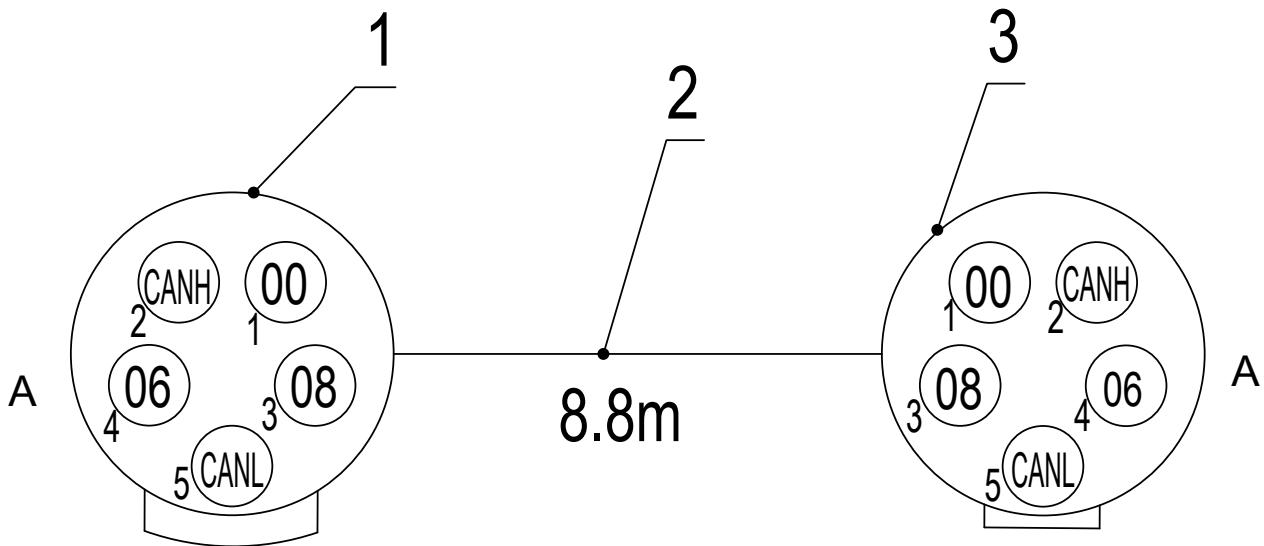
No.	Part No.	Qty.	Description
	101072063005	1	Ground to Platform Harness(CNLINKO circular plugs + IGUS cables)
1	203080003578	1	Connector female socket
2	203080003050	8.8	5-pin cable
3	203080003577	1	Connector male plug

5.27 GROUND TO PLATFORM HARNESS (PN.101072063006)



No.	Part No.	Qty.	Description
	101072063006	1	Ground to Platform Harness(SIBASI square plugs + ZHAOLONG cables)
1	203080000349	1	Connector
2	203080000351	5	Pin
3	203080000353	1	Cover
4	203080003032	8.8	5-pin cable
5	203080000348	1	Connector
6	203080000355	5	Socket
7	203080000354	1	Cover
8	203080000350	2	Connector

5.28 GROUND TO PLATFORM HARNESS (PN.101072063007)

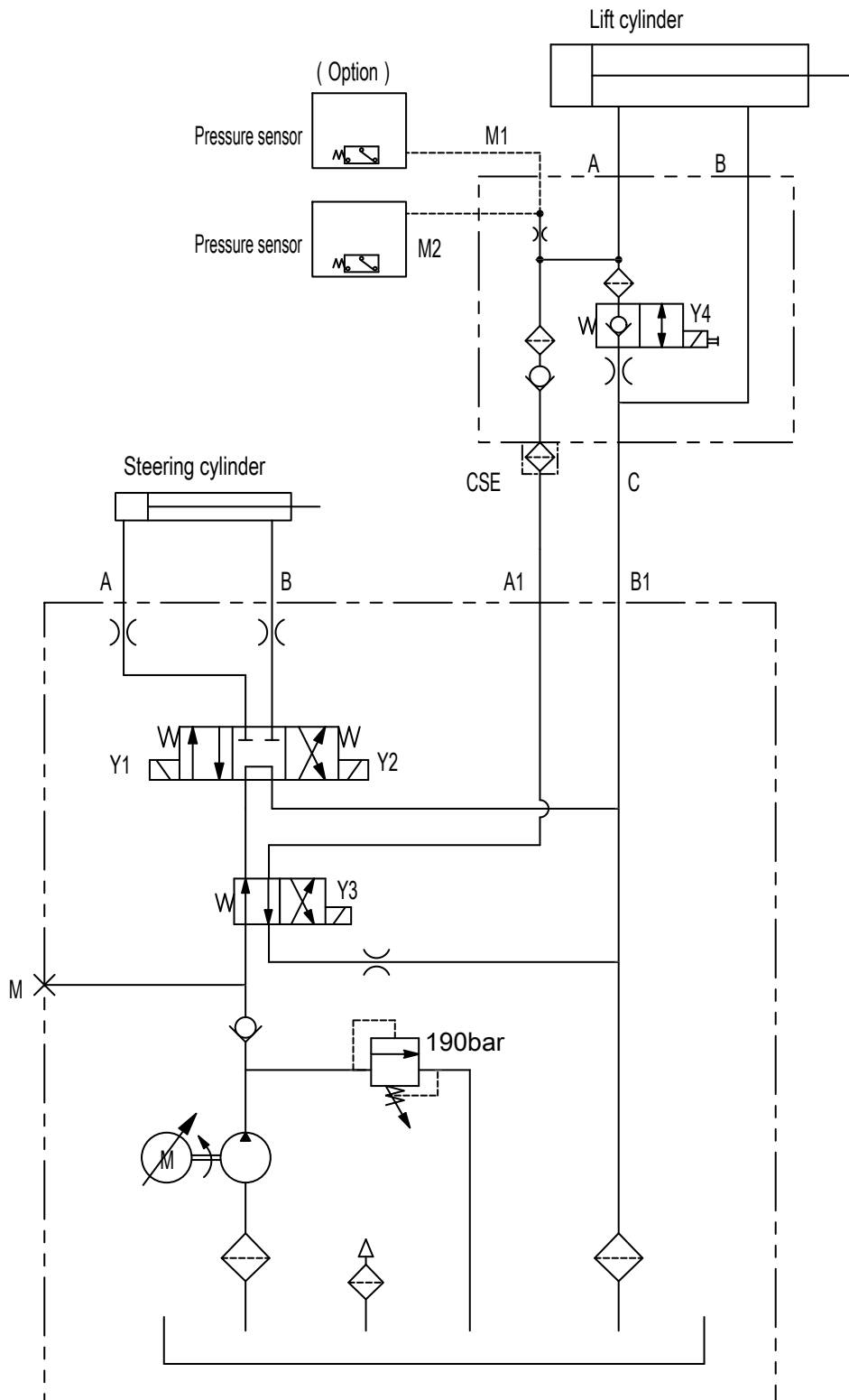


No.	Part No.	Qty.	Description
	101072063007	1	Ground to Platform Harness(CNLINKO circular plugs +ZHAOLONG cables)
1	203080003578	1	Connector female socket
2	203080003032	8.8	5-pin cable
3	203080003577	1	Connector male plug

6 SCHEMATIC DIAGRAM

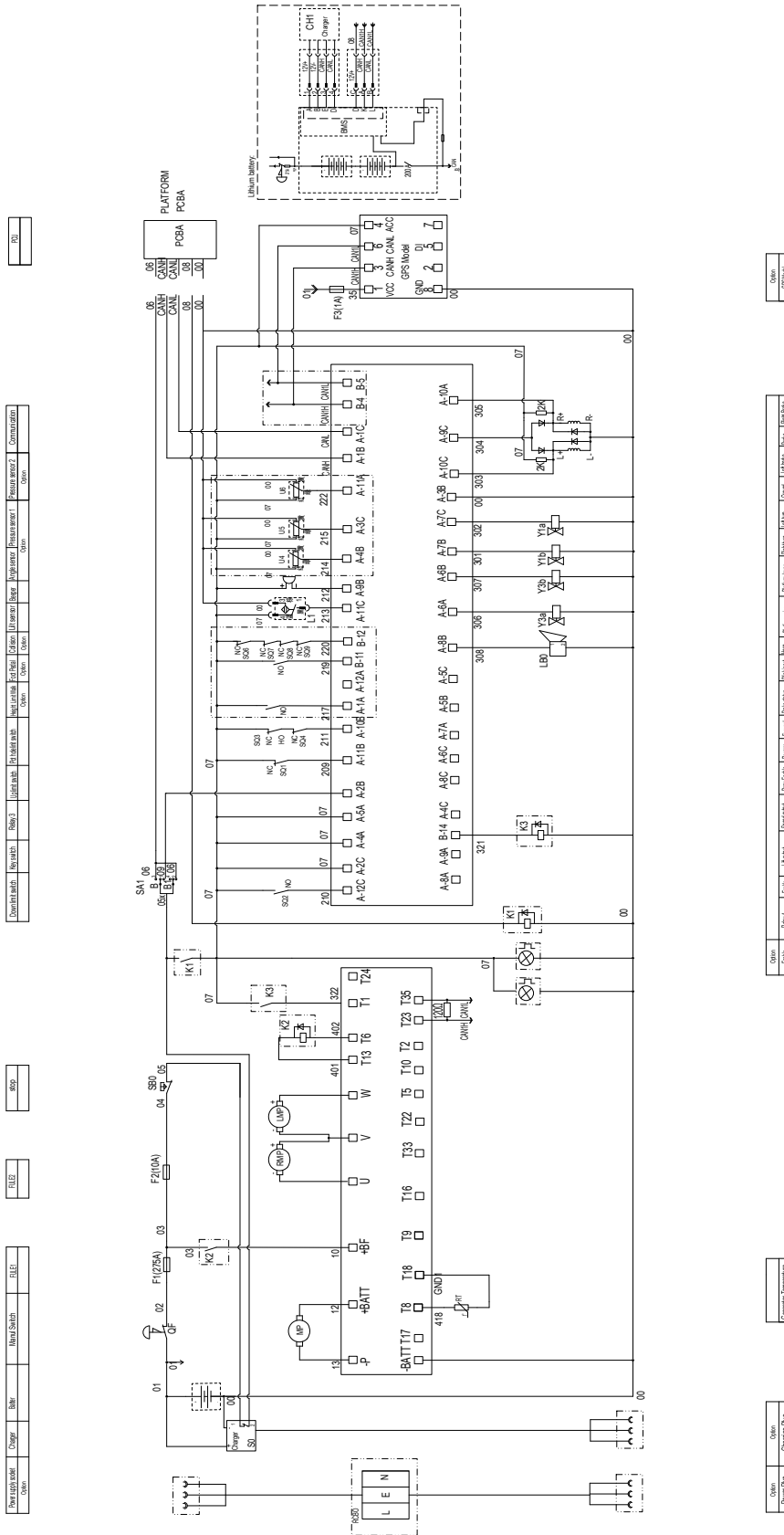
6.1 HYDRAULIC SCHEMATIC DIAGRAM

Hydraulic Schematic Diagram

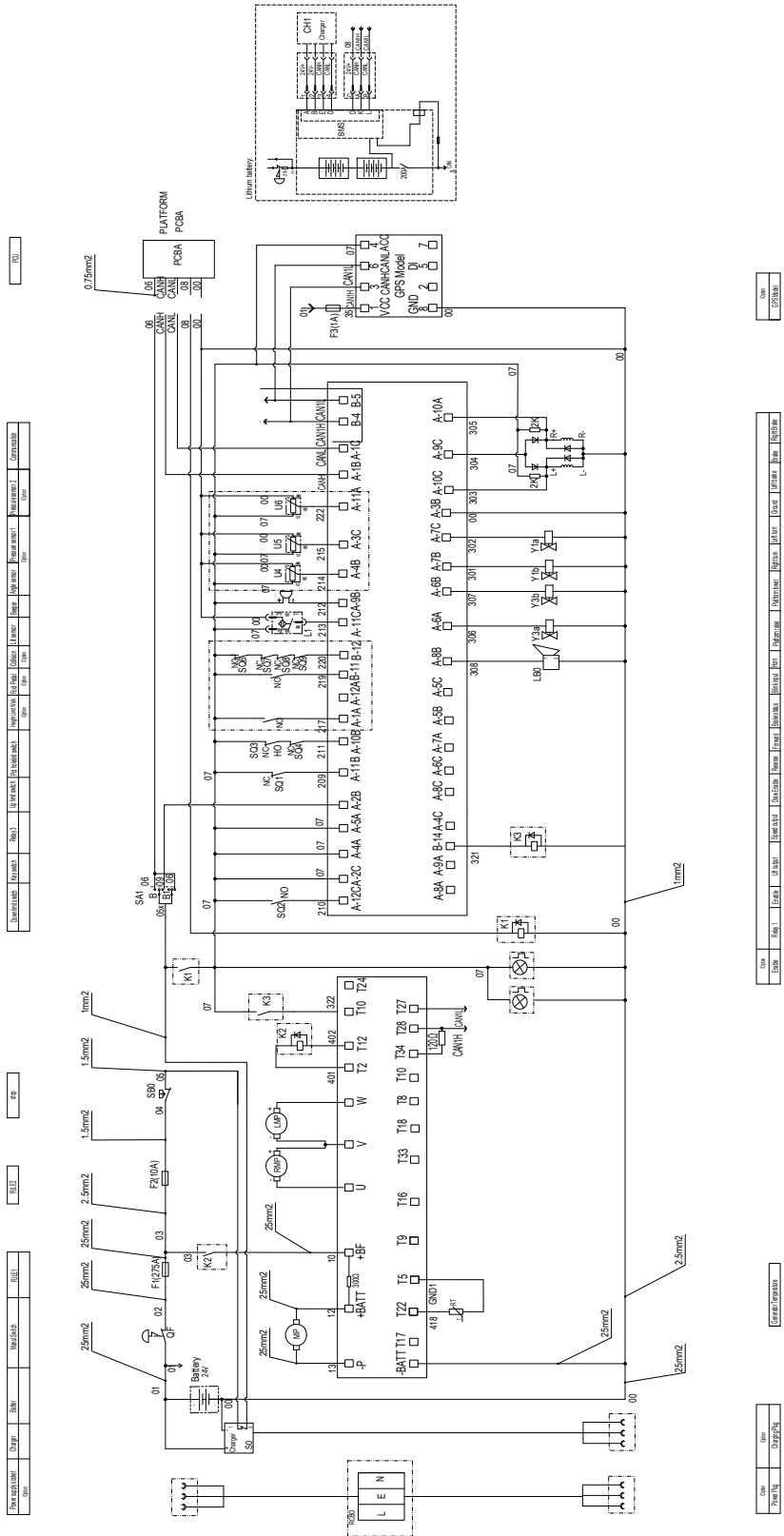


6.2 ELECTRICAL SCHEMATIC DIAGRAM

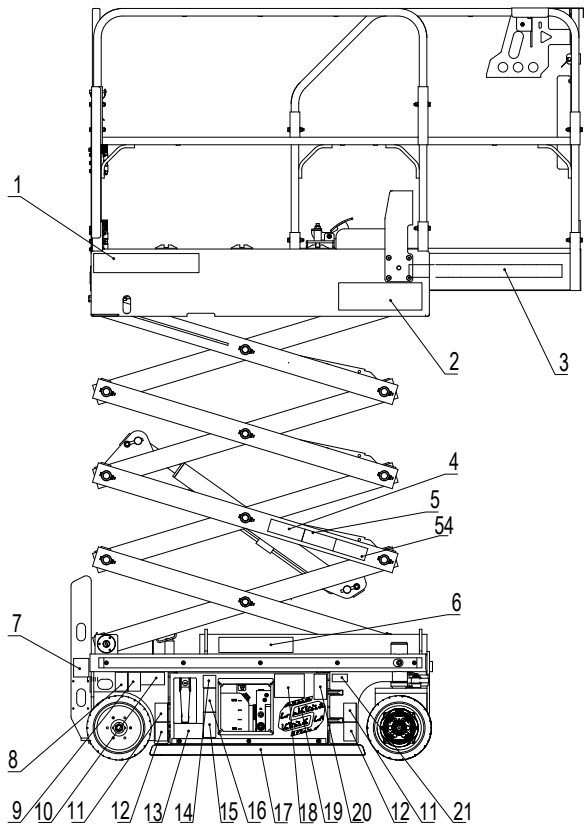
Electrical Schematic Diagram (CURTIS Motor Controller)



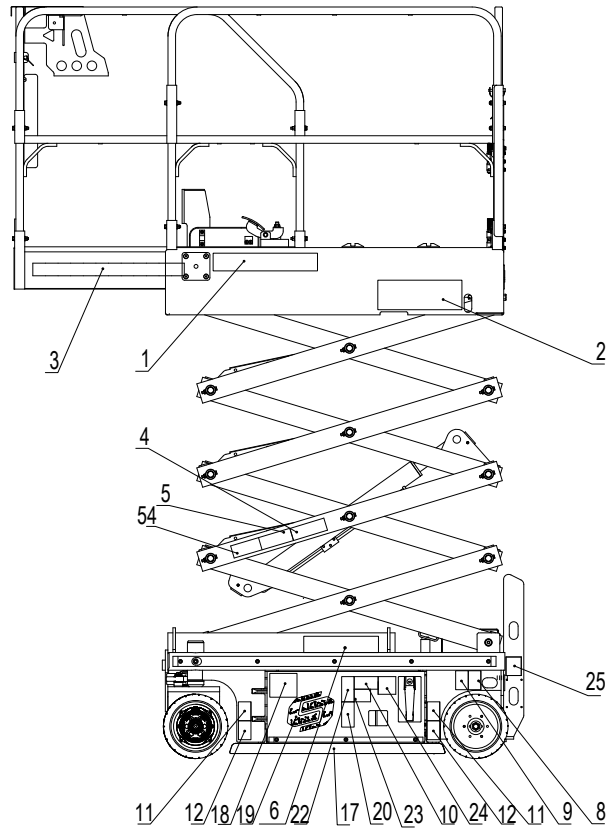
Electrical Schematic Diagram (QEXPAND Motor Controller)



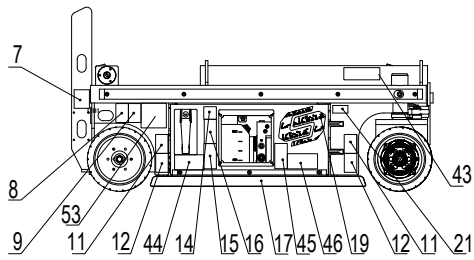
7 **DIAGRAM OF DECALS POSITIONS**



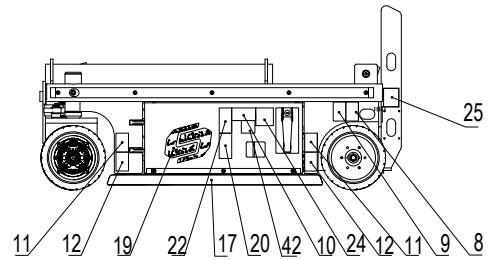
GB



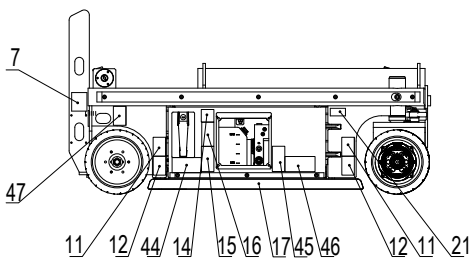
GB



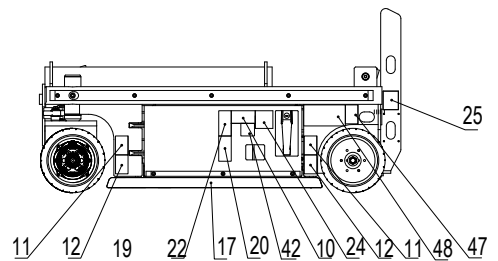
CE&ANSI&CSA&AS&KCS



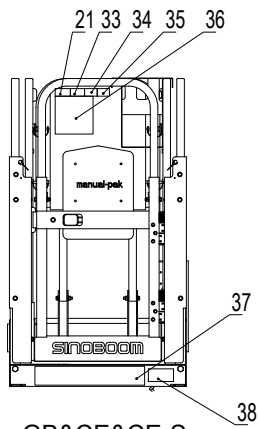
CE&ANSI&CSA&AS&KCS



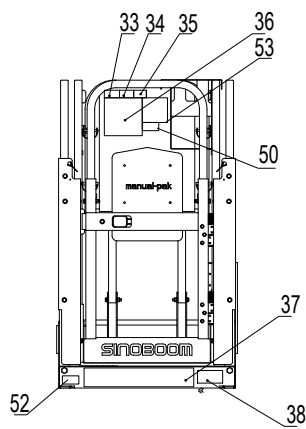
CE-S



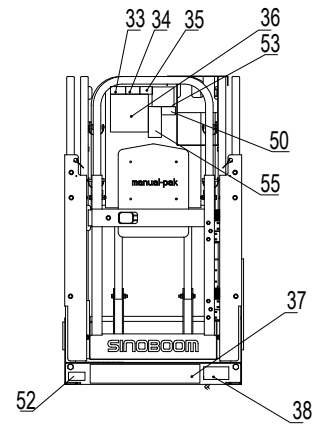
CE-S



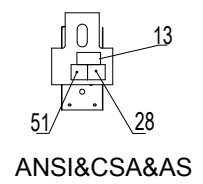
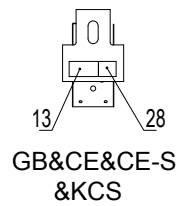
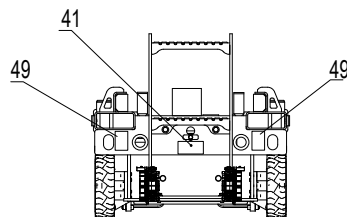
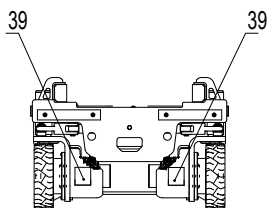
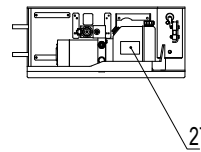
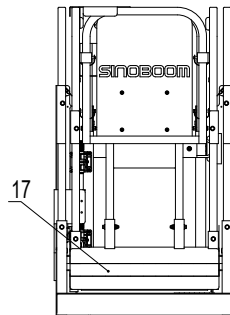
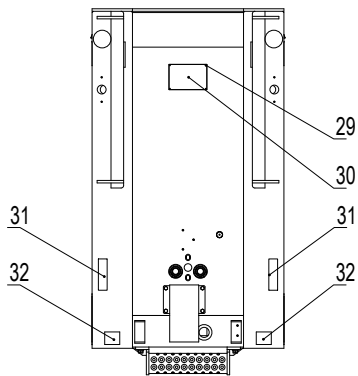
GB&CE&CE-S
&KCS



ANSI&AS



CSA



No.	GB	CE-Metric	CE-Imperial	CE-PL	CE-S	DESCRIPTION
	101072103010	101072103008	101072103001	101072103015	101072103012	General diagram of decals positions
1	101040103021	101040103021	101040103021	101040103021	101040103021	LOGO-SINOBOOM
2	101040103026	101040103026	101057103020	101057103020	101040103026	Decal-Trade ID
3	216060000004	216060000004	216060000004	216060000004	216060000004	Yellow & amp; black hazard warning stripe tape (50mm wide)
4	101012100018	101012100018	101012100018	101012100018	101012100018	Decal-Crushing hazard
5	101012100029	101012100029	101012100029	101012100029	101012100029	Decal-Crushing hazard
6	101062103029	\	\	\	\	Decal-Service number+enquiry QR code
7	101014100030	101014100030	101014100030	101014100030	101014100030	Decal-Platform power plug
8	101014100020	101014100020	101014100020	101014100020	\	Decal-Lifting point
9	101014100021	101014100021	101014100021	101014100021	\	Decal-Lashing point
10	101012100008	\	\	\	101012100008	Decal-Tipping hazard
11	101040103025	101040103025	101040103025	101040103027	101040103025	Decal-Tire-to-ground load of 500kg
12	101014100013	101014100013	101014100013	101014100013	101014100013	Decal-Crushing hazard
13	101062103021	\	\	\	101062103022	Decal-Check working environment
14	101014100018	101014100018	101014100018	101014100018	101014100018	Decal-Lifting points
15	101038100002	101038100002	101038100002	101038100002	101038100002	Decal-High pressure hazard
16	101040100002	101040100002	101040100002	101040100002	101040100002	Decal-Read manuals
17	216060003001	216060003001	\	216060003001	216060003001	Yellow & amp; black hazard warning stripe tape (40mm wide)
18	101038100010	\	\	\	\	Decal-Warranty label
19	101040103023	101040103023	101040103023	101040103023	\	Decal-Large logo in white
20	101038100008	\	\	\	\	Decal-No smoking or fire
21	101053103005	101053103005	101053103005	101053103005	101053103005	Decal-Electrocution hazard
22	101038100007	101038100007	101038100007	101038100007	101038100007	Decal-Electrocution hazard
23	101040103035	\	\	\	\	Decal-Tipping hazard

No.	GB	CE-Metric	CE-Imperial	CE-PL	CE-S	DESCRIPTION
24	101056103002	101055103018	101055103018	101055103018	101058103015	Decal-Main power switch
25	101014100024	101014100024	101014100024	101014100024	101014100024	Decal-Charging voltage
26	101040100010	101040100010	101040100010	101040100010	101040100010	Decal-Safety arm
27	101014100022	101014100022	101014100022	101014100022	101014100022	Decal-Hydraulic oil filler
28	101055103016	101055103015	101055103015	101055103015	101058103016	Decal-Emergency stop button
29	215050000012	215050000012	215050000012	215050000012	215050000012	Blind rivet 4x8-ZnD GB/T 12618.2
30	101017100009	101072103020	101072103020	101072103020	\	Nameplate
31	101014100032	101014100032	101014100032	101014100032	101014100032	Decal-Serial number
32	101012100026	101012100026	101012100026	101012100026	101012100026	Decal-Forklift pockets
33	101054103001	101054103001	101054103001	101054103001	101054103001	Decal-Read manuals
34	101049103022	101049103022	101049103022	101049103022	101049103022	Decal-Tipping hazard
35	101054103002	101054103002	101054103002	101054103002	101054103002	Decal-Tipping hazard
36	101072103017	101072103002	101072103002	101072103002	101072103002	Decal-0407SE-1 requirements of use
37	101040103047	101040103047	101040103047	101040103047	101040103047	Decal-0407SE-1 requirements of use
38	101058103001	101058103001	101058103001	101058103001	101058103001	LOGO-IPAF
39	101040103046	101040103046	101040103046	101040103046	101040103046	Decal-Release braking
40	101048100014	101016100030	101016100030	101016100030	101058103017	Decal-Anchor point
41	101014100025	101014100025	101014100025	101014100025	101014100025	Decal-Emergency lowering
42	\	101040103018	101040103018	101040103018	101040103018	Decal-Battery weight 66kg
43	\	\	\	101058103000	\	Q-LINE(Logo)
44	\	101012100008	101012100008	101012100008	101012100008	Decal-Tipping hazard
45	\	101038100008	101038100008	101038100008	101038100008	Decal-No smoking or fire
46	\	101062103022	101062103022	101062103022	101062103022	Decal-Check working environment
47	\	\	\	\	101014100021	Decal-Lashing point
48	\	\	\	\	101055103002	Nameplate

No.	GB	CE-Metric	CE-Imperial	CE-PL	CE-S	DESCRIPTION
49	/	/	/	/	101014100020	Decal-Lifting point
50	/	/	/	/	/	Decal-Non-insulated
51	/	/	/	/	/	Decal-Detachable joystick bracket
52	/	/	/	/	/	Decal-Annual inspection date
53	/	/	/	/	/	Decal-Electrocution hazard
54	/	/	/	/	/	Decal-Crushing hazard
55	/	/	/	/	/	Decal-Operation instructions

No.	ANSI	CSA	AS	KCS	DESCRIPTION
	101072103004	101072103007	101072103011	101072103013	General diagram of decals positions
1	101040103021	101040103021	101040103021	101040103021	LOGO-SINOBOOM
2	101057103020	101057103020	101040103026	101040103026	Decal-Trade ID
3	216060000004	216060000004	216060000004	216060000004	Yellow & black hazard warning stripe tape (50mm wide)
4	101012100018	101012100018	101012100018	101012100018	Decal-Crushing hazard
5	101012100029	101012100029	101012100029	101012100029	Decal-Crushing hazard
6	\	\	\	\	Decal-Service number+enquiry QR code
7	101014100030	101014100030	101014100030	101014100030	Decal-Platform power plug
8	101014100020	101014100020	101014100020	101014100020	Decal-Lifting point
9	101014100021	101014100021	101014100021	101014100021	Decal-Lashing point
10	101012100008	101012100008	101012100008	101012100008	Decal-Tipping hazard
11	101040103029	101040103029	101040103025	101040103025	Decal-Tire-to-ground load of 500kg
12	101014100013	101014100013	101014100013	101014100013	Decal-Crushing hazard
13	101062103022	101062103022	101062103022	101062103022	Decal-Check working environment
14	101014100018	101014100018	101014100018	101014100018	Decal-Lifting points
15	101038100002	101038100002	101038100002	101038100002	Decal-High pressure hazard
16	101040100002	101040100002	101040100002	101040100002	Decal-Read manuals
17	216060003001	216060003001	216060003001	216060003001	Yellow & black hazard warning stripe tape (40mm wide)
18	\	\	\	\	Decal-Warranty label
19	101040103023	101040103023	101040103023	101040103023	Decal-Large logo in white
20	101038100008	101038100008	101038100008	101038100008	Decal-No smoking or fire
21	\	\	\	101053103005	Decal-Electrocution hazard
22	101038100007	101038100007	101038100007	101038100007	Decal-Electrocution hazard
23	101040103020	101040103020	\	\	Decal-Tipping hazard

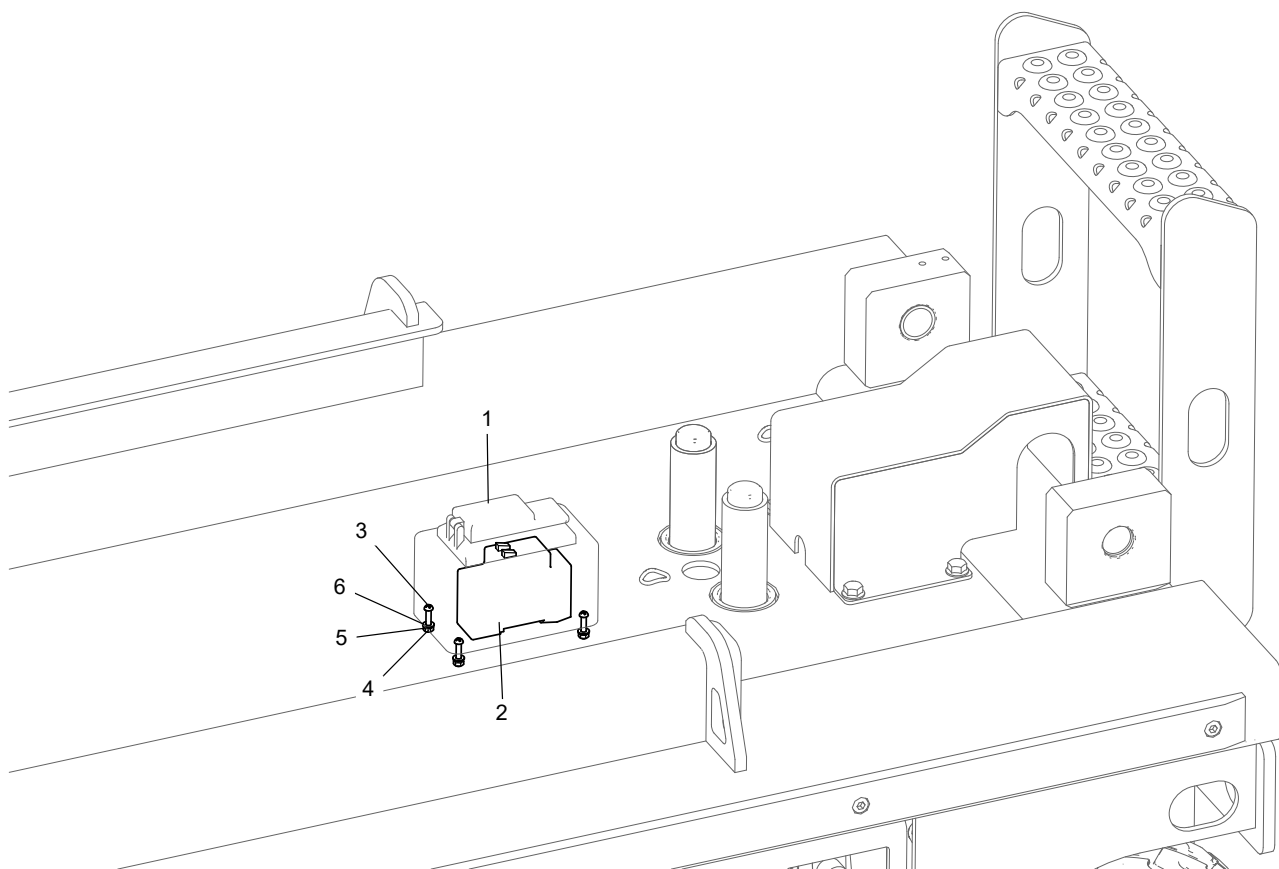
No.	ANSI	CSA	AS	KCS	DESCRIPTION
24	101055103018	101055103018	101055103018	101055103018	Decal-Main power switch
25	101014100024	101014100024	101014100024	101014100024	Decal-Charging voltage
26	101040100010	101040100010	101040100010	101040100010	Decal-Safety arm
27	101014100022	101014100022	101014100022	101014100022	Decal-Hydraulic oil filler
28	101055103015	101055103015	101055103015	101055103015	Decal-Emergency stop button
29	215050000012	215050000012	215050000012	215050000012	Blind rivet 4×8-ZnD GB/T 12618.2
30	101045103040	101016103010	101012100038	101015100026	Nameplate
31	101014100032	101014100032	101014100032	101014100032	Decal-Serial number
32	101012100026	101012100026	101012100026	101012100026	Decal-Forklift pockets
33	101054103001	101054103001	101054103001	101054103001	Decal-Read manuals
34	101049103022	101049103022	101049103022	101049103022	Decal-Tipping hazard
35	101054103002	101054103002	101054103002	101054103002	Decal-Tipping hazard
36	101072103005	101072103005	101072103002	101072103002	Decal-0407SE-1 requirements of use
37	101040103045	101040103045	101072103014	101040103047	Decal-0407SE-1 requirements of use
38	101058103001	101058103001	101058103001	101058103001	LOGO-IPAF
39	101040103046	101040103046	101040103046	101040103046	Decal-Release braking
40	101016100030	101016100030	101016100030	101016100030	Decal-Anchor point
41	101014100025	101014100025	101014100025	101014100025	Decal-Emergency lowering
42	∕	∕	101040103018	101040103018	Decal-Battery weight 66kg
43	∕	∕	∕	∕	Q-LINE(Logo)
44	∕	∕	∕	∕	Decal-Tipping hazard
45	∕	∕	∕	∕	Decal-No smoking or fire
46	∕	∕	∕	∕	Decal-Check working environment
47	∕	∕	∕	∕	Decal-Lashing point
48	∕	∕	∕	∕	Nameplate

No.	ANSI	CSA	AS	KCS	DESCRIPTION
49	\	\	\	\	Decal-Lifting point
50	103010103014	103010103014	\	\	Decal-Non-insulated
51	101040103014	101040103014	101040103014	\	Decal-Detachable joystick bracket
52	101040103015	101040103015	\	\	Decal-Annual inspection date
53	101014100013	101014100013	101055103019	\	Decal-Electrocution hazard
54	\	104011100021	\	\	Decal-Crushing hazard
55	\	101048103023	\	\	Decal-Operation instructions

This Page Intentionally Left Blank

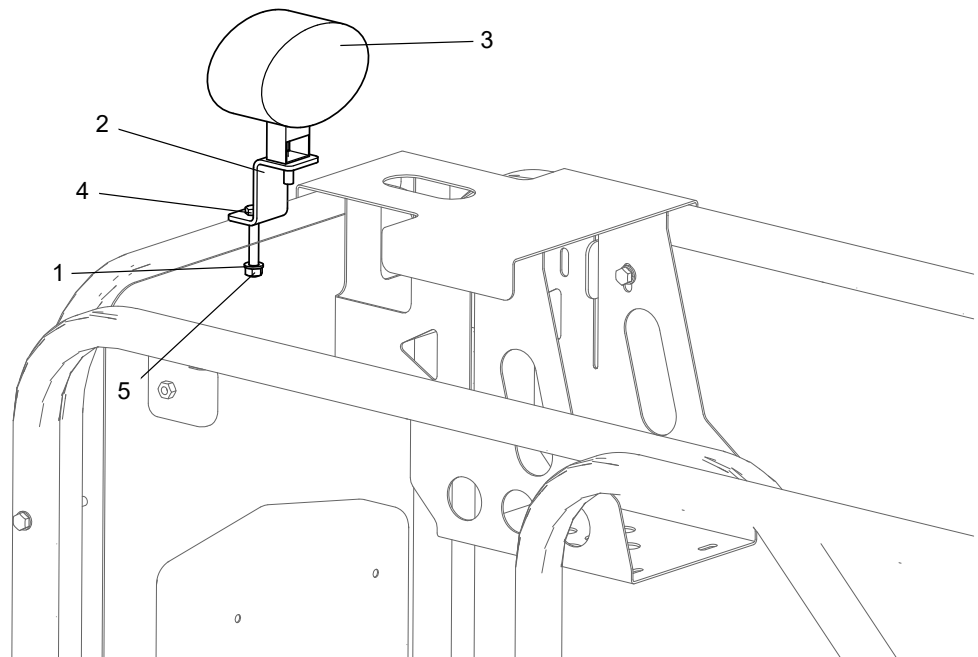
8 OPTIONS

8.1 RCBO INSTALLATION



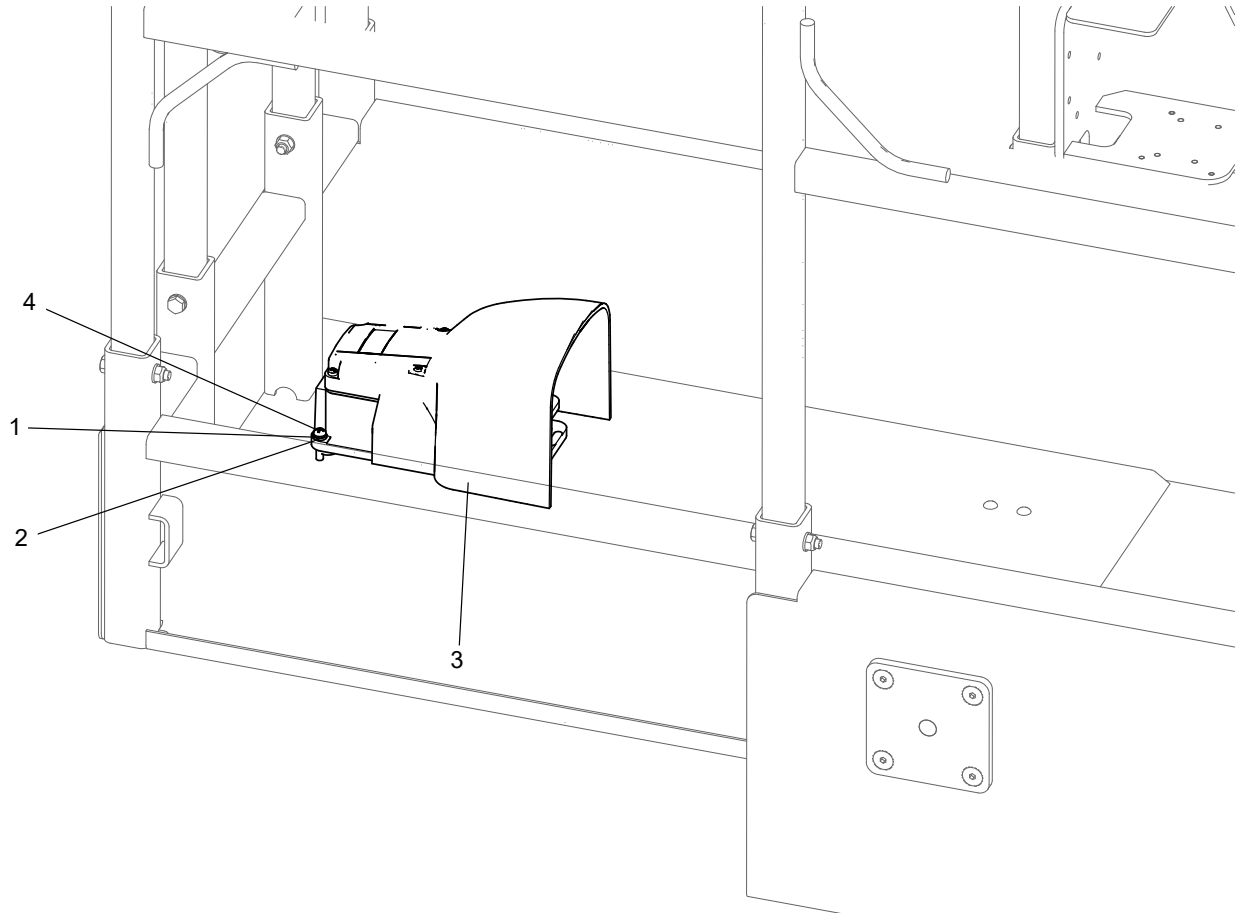
No.	Part No.	Qty.	Description
1	203060003043	1	RCBO waterproof box
2	203160000002	1	Leakage protector
3	215020000107	4	Screw M4×20-A2-70 GB/T 818
4	215030000002	4	Nut M4-8-A2-70 GB/T 6170
5	215040000002	4	Washer 4-A2-70 GB/T 93
6	215040000031	4	Washer 4-A2 GB/T 97.1

8.2 WORK LIGHT INSTALLATION (DTC-K500 AND SINOBOOM)



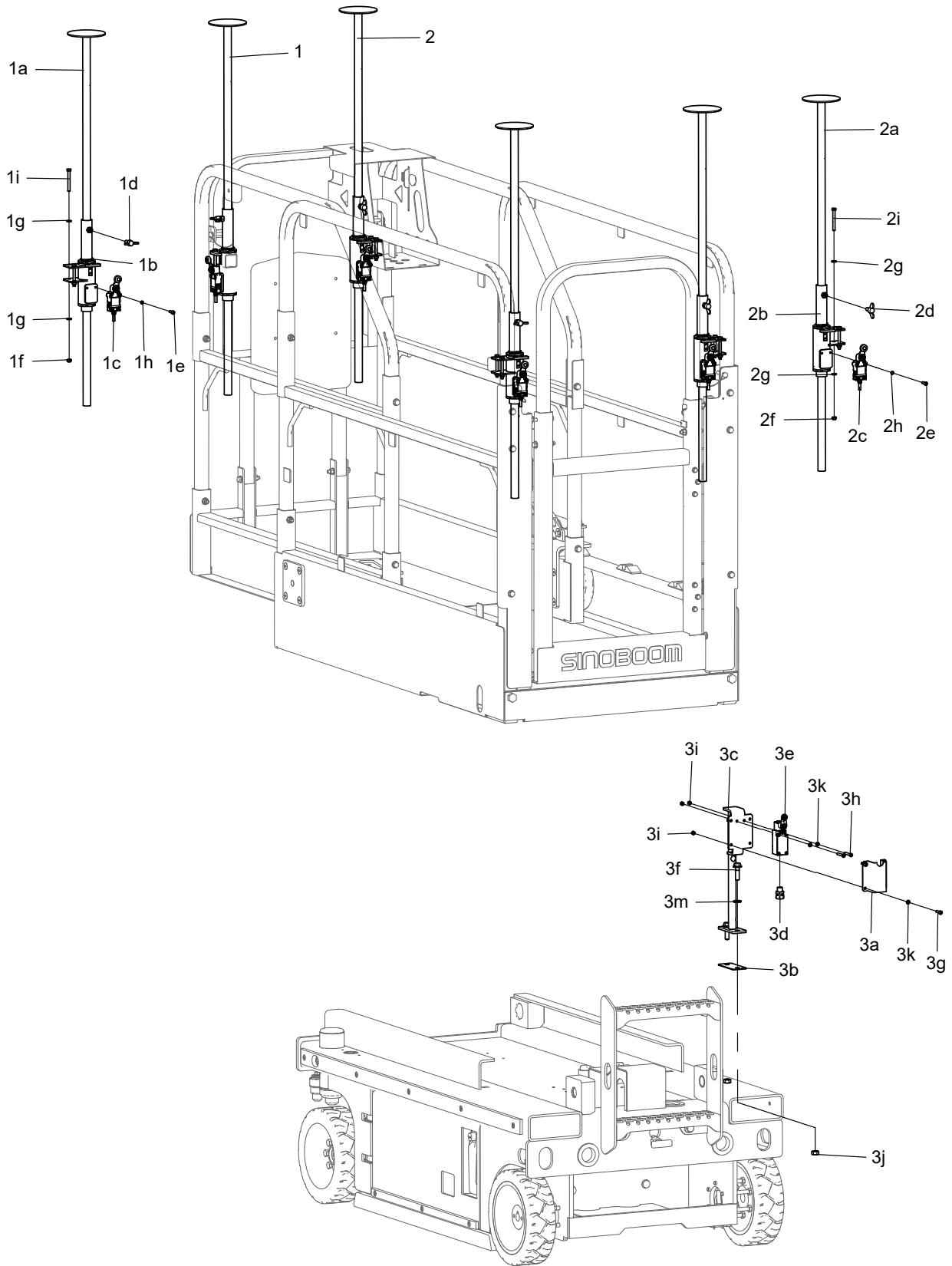
No.	Part No.	Qty.	Description
1	215040000034	1	Washer 8-200HV-ZnD GB/T 97.1
2	101015060019	1	Plate
3	203050000059	1	Work Light
4	215010000064	1	Bolt M8×55-8.8-ZnD GB/T 5783
5	215030000005	1	Nut M8-8-ZnD-GB/T 6170
6	101040063090	1	Work light harness(Not Shown)

8.3 FOOT SWITCH INSTALLATION (DTC-K500 AND SINOBOOM)



No.	Part No.	Qty.	Description
1	215040000004	3	Washer 6-A2-70 GB/T 93
2	2150400000033	3	Washer 6-A2 GB/T 97.1
3	203060003001	1	Foot switch
4	215020000118	3	Screw M6×25-A2-70 GB/T 818
5	101040063088	1	Foot switch harness (Not Shown)

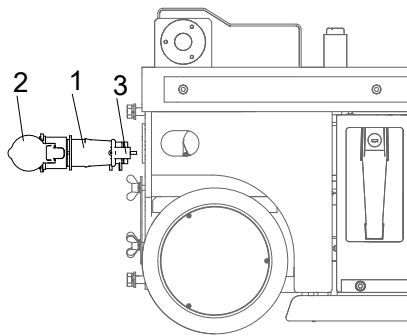
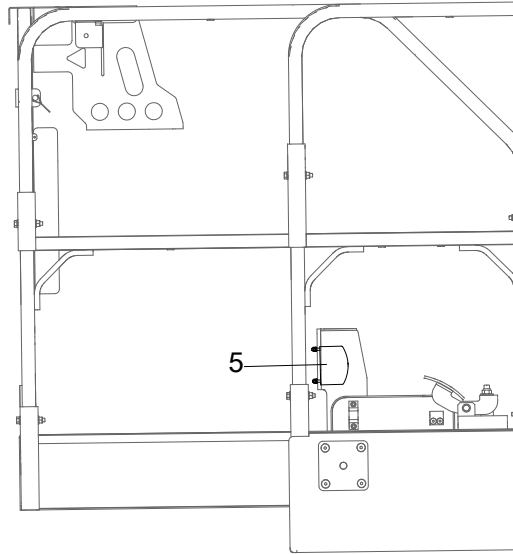
8.4 ANTI-COLLISION CONFIGURATION INSTALLATION



No.	Part No.	Qty.	Description
1	101038040070	2	Left anti-collision
1a	101038040071	2	Steel pipe, overhead
1b	101038040072	2	Bracket, left
1c	203060000151	2	Travel switch
1d	215010000228	2	Thumb bolt M8x20-8.8-ZnD DIN 316
1e	215020000007	4	Screw M5×16-A2-70 GB/T 70.1
1f	215030000025	4	Nut M6-8-A2-70 GB/T 889.1
1g	215040000033	8	Washer 6-A2 GB/T 97.1
1h	215040000003	4	Washer 5-A2-70 GB/T 93
1i	215010000205	4	Bolt M6×55-A2-70 GB/T5783
2	101038040060	2	Right Anticollision
2a	101038040071	2	Steel pipe, overhead
2b	101038040059	2	Guide link
2c	203060000151	2	Travel switch
2d	215010000228	2	Thumb bolt M8x20-8.8-ZnD DIN 316
2e	215020000007	4	Screw M5×16-A2-70 GB/T 70.1
2f	215030000025	4	Nut M6-8-A2-70 GB/T 889.1
2g	215040000033	8	Washer 6-A2 GB/T 97.1
2h	215040000003	4	Washer 5-A2-70 GB/T 93
2i	215010000205	4	Bolt M6×55-A2-70 GB/T5783
3	101038063042		Lift & travel limit assembly (optional)
3a	101014033011	1	Channel plate
3b	101014033014	1	Shim
3c	101038063043		Lift & travel limit bracket (optional)
3c-1	101045033008	1	Bracket(1012)
3c-2	101014033012	1	Bracket(0808&0812)
3c-3	101016033002	1	Bracket(1212)
3c-4	101046033022	1	Bracket(1414)
3c-5	101038033007	1	Bracket(0608S/M)
3c-6	101041033010	1	Bracket(0608&0612)
3d	201990003005	1	Connector, waterproof, nylon
3e	203060000108	1	Travel switch
3f	215010000248	2	Bolt M10x35-8.8 ZnD GB/T 5789
3g	215020000008	4	Screw M5×20-A2-70 GB/T 70.1
3h	215020000214	2	Screw M5×35-A2-70 GB/T 818
3i	215030000003	6	Nut M5-A2-70 GB/T 6170
3j	215030000006	2	Nut M10-8-ZnD GB/T 6170

No.	Part No.	Qty.	Description
3k	215040000032	6	Washer 5-A2 GB/T 97.1
3l	101038063044		Lift & travel limit harness (optional)(Not shown)
3l-1	101039063006	1	Lift & travel limit harness(0612&0812&1012&1212&1414)
3l-2	101042063002	1	Lift & travel limit harness(0608&0808)
3l-3	101038063002	1	Lift & travel limit harness(0608S/M)
3m	215040000035	2	Washer 10-200HV-ZnD GB/T 97.1
4	101040063175	1	Foot and height limit harness(Not shown)

8.5 EXTERNAL POWER INSTALLATION



No.	Part No.	Qty.	Description
1	116003063047		Electrical plug options
2	203080000300	1	Industrial connector
3	101055063028		Electrical plug options
4	101040063099		Options, AC power harness(Not Shown)
5	101040063016		Waterproof socket options

8.6 POWER PLUG CORD OPTIONS

No.	Part No.	Qty.	Description
1	203080003043	1	Power plug cable(Type L, South American and Italian specs)
2	203080000537	1	Power plug cable(Type M, Macao specs)
3	203080000538	1	Power plug cable(Type E+F, European and Brazilian specs)
4	203080000534	1	Power plug cable(Type B, American and South American specs)
5	203080000532	1	Power plug cable(Type G, HongKong and Middle East specs)
6	203080000530	1	Power plug cable(Type I, China and Australian specs)
7	203080000539	1	Power plug cable(Type J, Swiss specs)

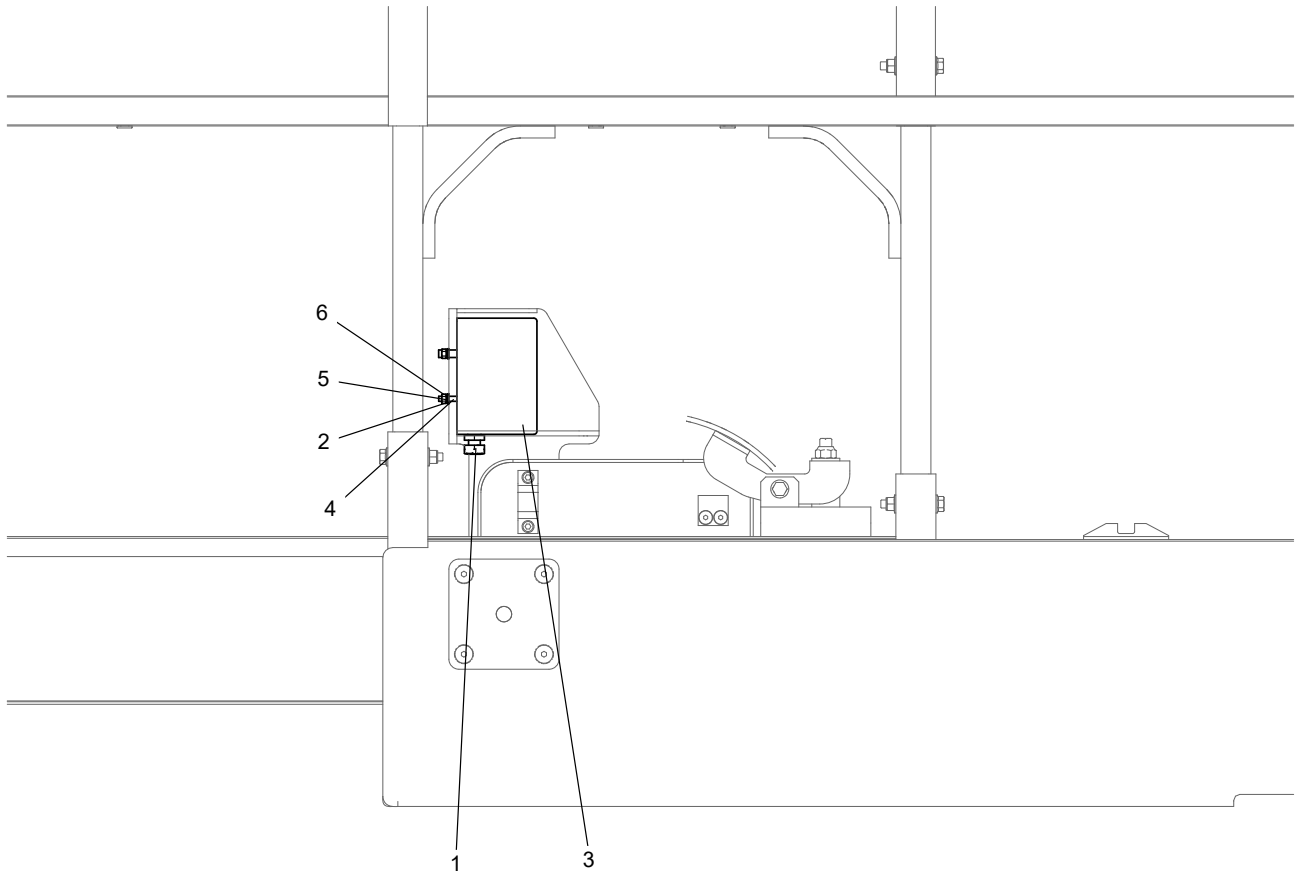
8.7 INDUSTRIAL POWER PLUG OPTIONS

No.	Part No.	Qty.	Description
1	203080000381	1	Industrial power plug(110V)
2	203080003157	1	American standard plug(US)
3	203080000303	1	Industrial power plug(220V)

8.8 AC POWER CABLE OPTIONS

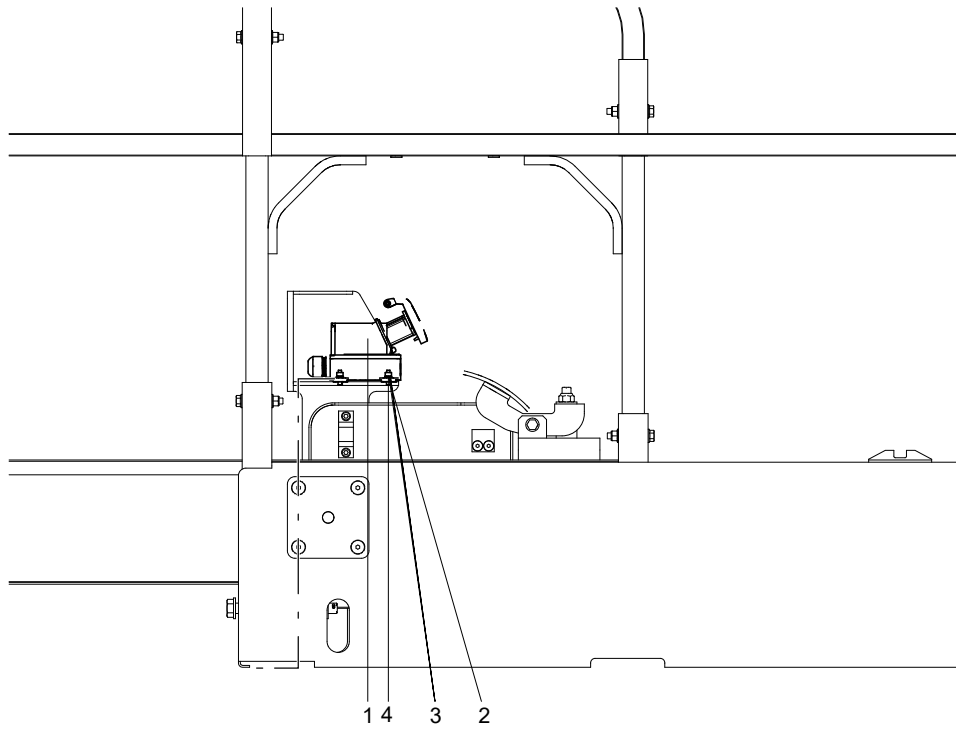
No.	Part No.	Qty.	Description
1	203230000712	1	Cable(EU, without RCBO)
2	203230000711	1	Cable(GB)
3	203230000713	1	Cable(US)
4	203230000765	1	Cable(EU, with RCBO)

8.9 WATERPROOF SOCKET INSTALLATION (ALL SPECS)



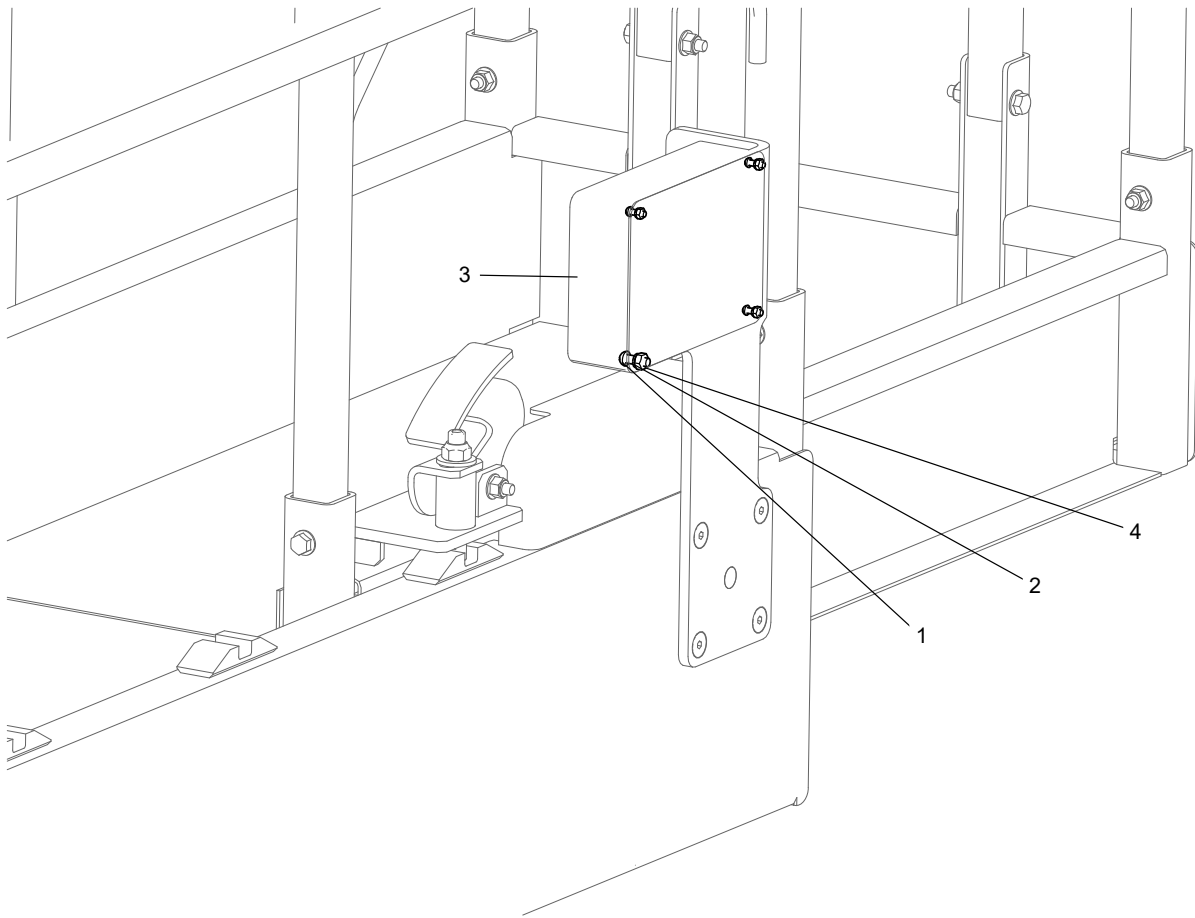
No.	Part No.	Qty.	Description
1	201990003005	1	Connector, waterproof, nylon
2	215040000032	4	Washer 5-A2 GB/T 97.1
3	203080000301	1	Waterproof socket
4	215020000113	4	Screw M5×25-A2-70 GB/T 818
5	215040000003	4	Washer 5-A2-70 GB/T 93
6	215030000003	4	Nut M5-A2-70 GB/T 6170

8.10 WATERPROOF SOCKET INSTALLATION (UK)



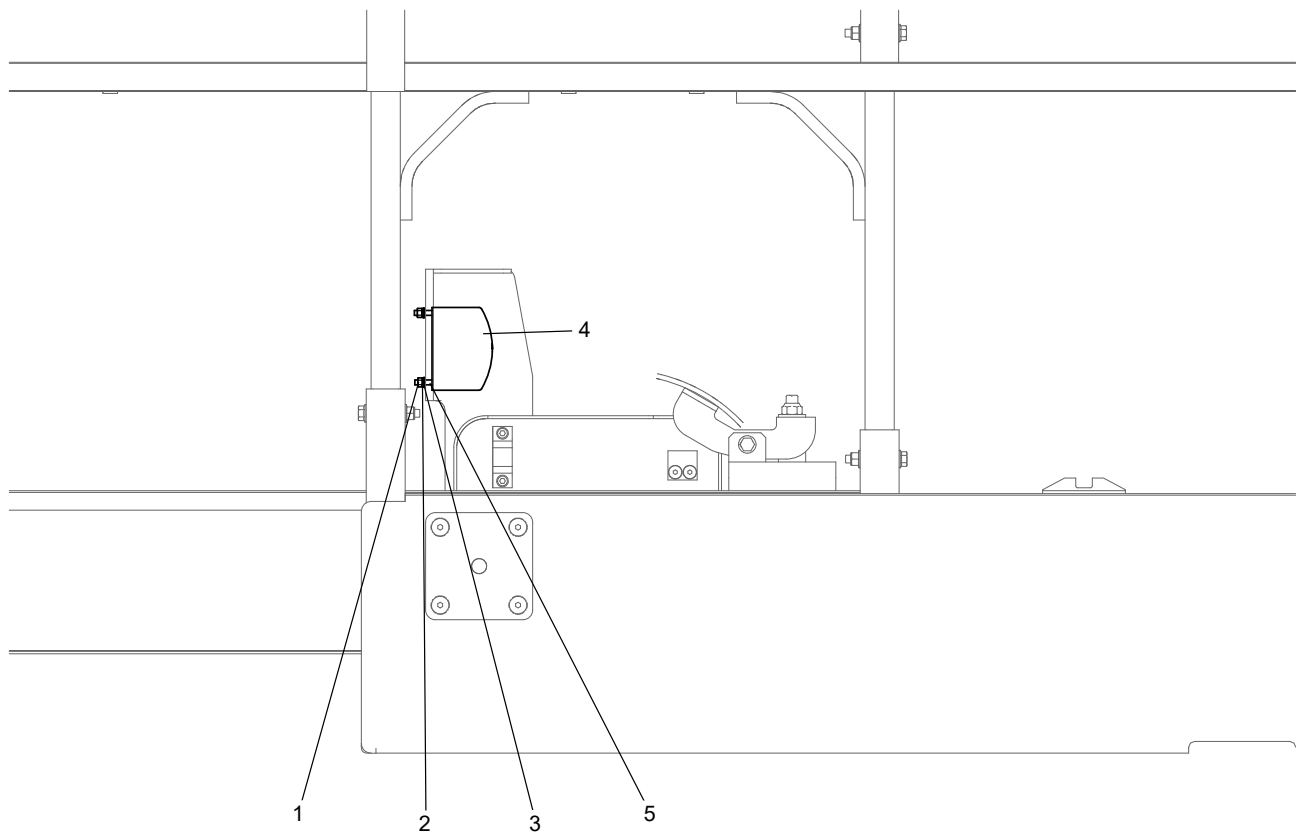
No.	Part No.	Qty.	Description
1	203080000385	1	Waterproof socket
2	215040000003	4	Washer 5-A2-70 GB/T 93
3	215020000006	4	Screw M5×12-A2-70 GB/T 70.1
4	215040000032	5	Washer 5-A2 GB/T 97.1

8.11 WATERPROOF SOCKET INSTALLATION (AMERICAN STANDARD)



No.	Part No.	Qty.	Description
1	215020000105	4	Screw M4×12-A2-70 GB/T 818
2	215040000002	4	Washer 4-A2-70 GB/T 93
3	203080000472	1	American standard socket assembly
4	215030000002	4	Nut M4-8-A2-70 GB/T 6170

8.12 WATERPROOF SOCKET INSTALLATION (EUROPEAN STANDARD)



No.	Part No.	Qty.	Description
1	215030000003	2	Nut M5-A2-70 GB/T 6170
2	215040000003	2	Washer 5-A2-70 GB/T 93
3	2150400000032	2	Washer 5-A2 GB/T 97.1
4	203080000278	1	Waterproof socket
5	215020000113	2	Screw M5×25-A2-70 GB/T 818

This Page Intentionally Left Blank

Always for Better Access Solutions



No.128, East Jinzhou Avenue, Ningxiang High-tech Industrial Park, Changsha, Hunan, China

☎ 0086-0731-87116222 (Sales) & 0086-0731-87116333 (Service)

✉ sales@sinoboom.com

🏠 www.sinoboom.com

North American Subsidiary

Sinoboom North American LLC

310 Mason Creek Drive
unit #100
Katy, TX 77450, US
Tel: (281) 729-5425
E-mail: info@sinoboom.us

Europe Subsidiary

Sinoboom B.V.

Nikkelstraat 26, NL-2984 AM Ridderkerk,
The Netherlands
Tel: +31 180 225 666
E-mail: info@sinoboom.eu

Korea Subsidiary

Sinoboom Korea Co., Ltd.

95, Docheong-ro, Yeongtong-gu, Suwon-
si, Gyeonggi-do, Republic of Korea
Tel: 010-8310-8026
E-mail: ka1@sinoboom.com

Australia Subsidiary

Sinoboom Intelligent Equipment Pty Ltd.

50/358 Clarendon St, South Melbourne
VIC 3205, Australia
E-mail: au@sinoboom.com

Singapore Subsidiary

Star Access Solutions Pte. Ltd.

112 Robinson Road #03-01 Robinson 112
Singapore 068902

Poland Subsidiary

Sinoboom Poland sp. z o.o.

Ul. Bolesława Krzywoustego 74A
61-144 Poznań, Poland