



SERVICE		PRP	ESP
POWER	kVA	410	448
POWER	kW	328	358
RATED SPEED	r.p.m.	1.500	
STANDARD VOLTAGE	V	400/230	
AVAILABLE VOLTAGES	V	230/132 · 230 V (t)	
RATED AT POWER FACTOR	Cos Phi	0,8	



## RENTAL RANGE

AUSTRALIA Company with quality certification ISO 9001

AUSTRALIA gensets are compliant with EC mark which includes the following directives:

- 2006/42/CE Machinery safety.
- 2014/30/UE Electromagnetic compatibility.
- 2014/35/UE electrical equipment designed for use within certain voltage limits
- 2000/14/EC Sound Power level. Noise emissions outdoor equipment. (amended by 2005/88/EC)
- EN 12100, EN 13857, EN 60204

Ambient conditions of reference according to ISO 8528-1:2018 normative: 1000 mbar, 25°C, 30% relative humidity.

Prime Power (PRP):

According to ISO 8528-1:2018, Prime power is the maximum power which a generating set is capable of delivering continuously whilst supplying a variable electrical load when operated for an unlimited number of hours per year under the agreed operating conditions with the maintenance intervals and procedures being carried out as prescribed by the manufacturer. The permissible average power output (Ppp) over 24 h of operation shall not exceed 70 % of the PRP.

Emergency Standby Power (ESP):

According to ISO 8528-1:2018, Emergency standby power is the maximum power available during a variable electrical power sequence, under the stated operating conditions, for which a generating set is capable of delivering in the event of a utility power outage or under test conditions for up to 200 h of operation per year with the maintenance intervals and procedures being carried out as prescribed by the manufacturers. The permissible average power output over 24 h of operation shall not exceed 70 % of the ESP

Continuous Power (COP): According to Standard ISO 8528-1:2018, this is the maximum power available for continuous loads for unlimited running hours a year between the maintenance times recommended by the manufacturer under the environmental conditions established by the same.

G2 class load acceptance in accordance with ISO 8528-5:2018

HIMOINSA HEADQUARTERS:

Fábrica: Ctra. Murcia - San Javier, Km. 23,6 | 30730 SAN JAVIER (Murcia) Spain  
Tel.+34 968 19 11 28 Fax +34 968 19 12 17 Fax +34 968 19 04 20 |  
info@himoinsa.com | www.himoinsa.com

Manufacture facilities:

SPAIN • FRANCE • INDIA • CHINA • USA • BRAZIL • ARGENTINA

Subsidiaries:

PORTUGAL | POLAND | GERMANY | UK | SINGAPORE | UAE | PANAMA |  
DOMINICAN REPUBLIC | ARGENTINA | ANGOLA | SOUTH AFRICA



## SOUNDPROOFED RENTAL



G1R



WATER-COOLED



THREE PHASE



50 HZ



DIESEL

Australia has the right to modify any feature without prior notice.

Weights and dimensions based on standard products. Illustrations may include optional equipment.

Technical data described in this catalogue correspond to the available information at the moment of printing.

The illustrations and images are indicative and may not coincide in their entirety with the product.


Industrial design under patent.



## Engine Specifications | 1.500 r.p.m.

Rated Output (PRP)	kW	354,1
Rated Output (ESP)	kW	388,9
Manufacturer	FPT_IVECO	
Model	C13TE3A	
Engine Type	4-stroke diesel	
Injection Type	Direct	
Aspiration Type	Turbocharged and after-cooled	
Number of cylinders and arrangement	6-L	
Bore and Stroke	mm	135 x 150
Displacement	L	12,9
Cooling System	Liquid (water + 50% glycol)	
Lube Oil Specifications	ACEA E3 - E5	
Compression Ratio	16,5 : 1	

Lube oil consumption with full load	0,5 % of fuel consumption	
Total oil capacity including tubes, filters	L	35
Total coolant capacity	L	68
Governor	Type	Electrical
Air Filter	Type	Dry
Inner diameter exhaust pipe	mm	108


- 
- Diesel engine
  - 4-stroke cycle
  - Water-cooled
  - 24V electrical system
  - Water separator filter (no visible level)
  - Dry air filter
  - Radiator with pusher fan
  - Radiator water level sensor
  - HTW sender
  - LOP sender
  - Electronic governor
  - Hot parts protection
  - Moving parts protection



## Generator Specifications | STAMFORD

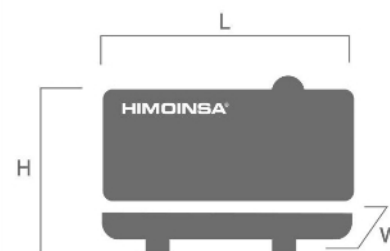
Manufacturer	STAMFORD	
Model	S4L1D.F41	
Poles	No.	4
Connection type (standard)	Star-series	
Mounting type	S-1 14"	
Insulation	Class	H class

Enclosure (according IEC-34-5)	IP23	
Exciter system	Self-excited, brushless	
Voltage regulator	A.V.R. (Electronic)	
Bracket type	Single bearing	
Coupling system	Flexible disc	
Coating type	Standard (Vacuum impregnation)	

- 
- Self-excited and self-regulated
  - 4 poles
  - AVR governor
  - IP23 protection
  - H class insulation
  - Single drive-shaft
  - Flexible disc coupling

## WEIGHT AND DIMENSIONS

Standard Version		
Length (L)	mm	4.200
Height (H)	mm	2.665
Width (W)	mm	1.650
Maximum shipping volume	m <sup>3</sup>	18,47
Weight with liquids in radiator and sump	Kg	5094
Fuel tank capacity	L	1660
Autonomy	Hours	24
Steel tank		



## SOUND PRESSURE

Sound pressure level	dB(A)@7m	68 ± 2,4
----------------------	----------	----------

## APPLICATION DATA

### EXHAUST SYSTEM

Maximum exhaust temperature	°C	445
Exhaust Gas Flow	kg/s	0,613
Maximum allowed back pressure	kPa	5
Exhaust Flange Size (external diameter)	mm	140
Heat dissipated by exhaust pipe	KCal/Kwh	703

### NECESSARY AMOUNT OF AIR

Intake air flow	m <sup>3</sup> /h	1770
Cooling Air Flow	m <sup>3</sup> /s	6,8
Alternator fan air flow	m <sup>3</sup> /s	0,76

### FUEL CONSUMPTION

Fuel Consumption 100% ESP	l/h	100,5
Fuel Consumption 100% PRP	l/h	85,8
Fuel Consumption 70 % PRP	l/h	61,2
Fuel Consumption 50 % PRP	l/h	42,8

### FUEL SYSTEM

Fuel Oil Specifications	Diesel	
Fuel Tank	L	1.660

### STARTING SYSTEM

Starting power	kW	6
Starting power	CV	8,16
Recommended battery	Ah	185 x 2
Auxiliary Voltage	Vdc	24



Soundproofed version

- Steel chassis
- Manhole to fill the radiator
- Pre-installation or niche to house the quick connection hydraulic fittings for fuel transfer
- Anti-leakage chassis, predisposed to retain liquids (retention tray)
- High capacity fuel tank, with contention base and easy external filling
- Manhole for fuel tank cleaning and drainage
- Manhole for chassis cleaning
- Oversized chassis to protect the bodywork
- Slide carriage and brackets for transportation with forklift
- Tilting cap in the exhaust
- Anti-vibration shock absorbers
- Chassis with integrated fuel tank
- Fuel level gauge
- Bodywork made from high quality steel plate
- High mechanical strength
- Low noise emissions level
- Soundproofing provided by high-density volcanic rock wool
- Epoxy polyester powder coating
- Full access for maintenance (water, oil and filters, no need to remove the canopy)
- Reinforced lifting hooks for crane hoisting
- Steel residential silencer -35db(A) attenuation.
- Oil sump extraction kit
- External filling of the fuel tank with safety key
- Emergency stop button (double emergency stop protection: Interior on the panel + Exterior on the bodywork)
- Mechanized for power cable output
- Door with window to visualize control panel, alarms and measurements
- Pressure locks
- IP Protection according to ISO 8528-13:2016
- 3 way valve for external fuel supply (available in 1/2" and 3/8" fittings) (Opcional).
- Fuel transfer pump (Opcional).



## FEATURES OF THE CONTROL UNITS

	CEM 7	
<b>Generator Readings</b>	Voltage between phases	●
	Voltage between neutral and phase	●
	Current intensities	●
	Frequency	●
	Apparent power (Kva)	●
	Active power (Kw)	●
	Reactive power (kVAr)	●
	Power factor	●
<b>Mains Readings</b>	Voltage between phases	
	Voltage between phases and neutral	
	Current intensities	
	Frequency	
	Apparent power	
	Active power	
	Reactive power	
Power factor		
<b>Engine Readings</b>	Coolant temperature	●
	Oil pressure	●
	Fuel level (%)	●
	Battery voltage	●
	R.P.M.	●
	Battery charge alternator voltage	●
<b>Engine Protections</b>	High water temperature	●
	High water temperature by sensor	●
	Low water temperature by sensor	●
	Low oil pressure	●
	Low oil pressure by sensor	●
	Low water level	●
	Unexpected shutdown	●
	Fuel storage	●
	Fuel storage by sensor	●
	Stop failure	●
	Battery voltage failure	●
	Battery charge alternator failure	●
	Overspeed	●
	Underspeed	●
	Start failure	●
Emergency stop	●	

● Standard

⊙ Optional

		CEM 7	
<b>Alternator Protections</b>	High frequency	●	
	Low frequency	●	
	High voltage	●	
	Low voltage	●	
	Short-circuit	●	
	Asymmetry between phases	●	
	Incorrect phase sequence	●	
	Inverse power	●	
	Overload	●	
	Genset signal drop	●	
<b>Counters</b>	Total hour counter	●	
	Partial hour counter	●	
	Kilowatt meter	●	
	Starts valid counters	●	
	Starts failure counters	●	
	Maintenance	●	
<b>Communications</b>	RS232	⓪	
	RS485	⓪	
	Modbus IP	⓪	
	Modbus	⓪	
	CCLAN	⓪	
	Software for PC	⓪	
	Analogue modem	⓪	
	GSM/GPRS modem	⓪	
	Remote screen	⓪	
	Tele signal	⓪ (8 + 4)	
J1939	⓪		
<b>Features</b>	Alarm history	● (100)	
	External start	●	
	Start inhibition	●	
	Mains failure start	●	
	Start under normative EJP	●	
	Pre-heating engine control	●	
	Genset contactor activation	●	
	Mains & Genset contactor activation	●	
	Fuel transfer control	●	
	Engine temperature control	●	
	Manual override	●	
	Programmable alarms	●	
	Genset start function in test mode	●	
	Programmable outputs	●	
	Multilingual	●	
	<b>Special Functions</b>	GPS Positioning	⓪
		Synchronisation	⓪
Mains synchronization		⓪	
Second Zero elimination		⓪	
RAM7		⓪	
Remote screen	⓪		

● Standard      ⓪ Optional



## CONTROL PANELS



### M5

Digital manual Auto-Start control panel and thermal magnetic protection (depending on current and voltage) and differential with CEM7.

Digital control unit CEM7



## Electrical system

- M5 control panel with electronic CEM7 control unit and switched emergency stop
- Power panel with built-in circuit breaker plates
- Safety relay in output terminal board (thermal magnetic trip and alarm in control unit)
- Battery Switch
- Adjustable earth leakage protection (time & sensitivity) standard in M5 and AS5, with thermal magnetic protection
- 4-pole thermal magnetic circuit breaker
- Battery charger alternator with ground connection
- Starter battery/ies installed (cables and bracket included)
- Ground connection electrical installation with connection ready for ground spike (not supplied)